



Vikalpa
FINVEST



Ramkumar H. Barchha

AFP. B. Com, P.G.D.B.M.,
I.C.W.A.I. (Int.), B.E.C. (Level-3)
Certified Financial & Insurance Professional



Name : _____

Contacts : _____

Index

International News	1
Equity Market	2
Debt Market	3
Forex	3
MF News	4
Fundz This Quarter	5
MF Industry AUM	6
Funds Snapshot	7
SIP Scorecard	23
Terminology & Definitions	30
Performance Scorecard	32
Risk Ratios - Equity	50
Risk Ratios - Aggressive Hybrid	53

IMF says economic policymakers need to juggle continued support, risks

Policymakers worldwide are entering a tricky phase of the pandemic recovery and should take care to provide continued economic support without promoting instability in financial markets, the International Monetary Fund warned. Nearly 20 months into the global pandemic, many countries including the United States are now thinking about how to pull back from extraordinary economic stimulus, a process that itself carries risks of unsettling global markets. In its latest Global Financial Stability Report, the IMF urged policymakers to 'act decisively' and target continued economic support tailored to their countries needs. Prompt action and clear communication ahead of any policy shifts will be critical to ensure economic support gets where it is needed without encouraging inflation or increasing volatility.

US replaces China as world's biggest miner of bitcoins

The US has become the world's epicenter for Bitcoin mining after a crackdown in China effectively eliminated the practice in the former cradle of the industry. At the end of August, America accounted for 35.4% of the global hash rate, a measure of computing power used to extract the digital currency, according to a Cambridge Centre for Alternative Finance study. That's more than double the activity seen in April. The surge in the country's relative share has been driven by China's move to whittle down the industry to control financial risk. In the early days of Bitcoin's 2009 inception, the Asian nation was the base for the biggest miners tapping into cheap electricity from coal and hydro plants.

Global debt jumps to a new high of \$226 trillion

Due to the COVID-19 and policies put in place to respond to it, the global debt has jumped to a new high of USD 226 trillion with India's dues projected to rise to 90.6 per cent in 2021, the International Monetary Fund has said. Advanced economies and China contributed more than 90 per cent to the accumulation of world-wide debt in 2020. The remaining emerging economies and low-income developing countries contributed only around seven per cent. In its 2021 Fiscal Monitor report, the IMF said India's debt increased from 68.9 per cent of its GDP in 2016 to 89.6 per cent in 2020. It is projected to jump to 90.6 per cent in 2021 and then decline to 88.8 per cent in 2022, to gradually reach 85.2 per cent in 2026.

China's factory inflation hits 25-year high in September

China's factory-gate prices rose at the highest rate in at least 25 years in September, official data showed, hit by the rising cost of coal. The producer price index (PPI), which measures the cost of goods at the factory gate, rose 10.7 percent on-year, according to the National Bureau of Statistics. The figures come after factory-gate inflation jumped to a 13-year high in August, reflecting a surge in commodity prices, piling pressure on businesses already struggling with power rationing last month that affected output.

(Source : Reuters, Economic Times)

Sep 2021 - Global Indices								
Indices	Close	Return(%) USD						
		1 month	3 months	1 year	3 years	5 years	10 years	
Developed	All Ordinaries (Australia)	7,630	-3.83	0.72	26.16	5.60	4.38	2.14
	Dow Jones Ind Avg (USA)	33,844	-4.40	-1.91	21.82	8.55	13.08	11.98
	FTSE 100 (UK)	7,047	-2.66	0.26	19.37	-2.87	-1.73	-0.99
	Hang Seng (Hong Kong)	24,576	-4.27	-14.64	4.10	-4.77	-1.09	-0.82
	Nasdaq (USA)	14,449	-5.35	-0.38	29.38	21.55	22.16	19.59
	Nikkei 225 (Japan)	29,453	3.43	2.43	26.23	6.04	9.95	8.36
Emerging	S&P BSE SENSEX	59,126	2.62	12.80	54.33	16.81	13.74	9.01
	Bovespa (Brazil)	110,979	-8.49	-12.37	16.57	10.95	11.28	3.41
	Jakarta Composite (Indonesia)	6,287	1.34	5.17	28.28	0.90	1.01	1.56
	KLSE Composite (Malaysia)	1,538	-5.18	0.47	1.54	-5.74	-3.54	-3.09
	PSE Composite (Phillippines)	6,953	0.14	0.87	17.81	-2.29	-3.95	1.37
	RTS Index (Russia)	1,766	3.50	6.93	48.91	13.10	9.85	-1.35
	Seoul Composite (S. Korea)	3,069	-4.92	-6.79	30.99	8.54	6.14	1.35
	SET (Thailand)	1,606	-3.32	1.26	28.98	-3.72	-0.58	1.45
	Shanghai Composite (China)	3,568	0.27	-0.51	10.18	7.29	1.28	-0.03
	Straits Times (Singapore)	3,087	-0.31	-1.27	24.35	-2.55	-0.71	-2.70
Taiwan Weighted (Taiwan)	16,935	-3.84	-4.50	34.45	14.53	10.64	4.44	

All figures are as of 30th Sep, 2021

HIGHLIGHTS

- Developed market equities were broadly flat over the quarter amidst concerns over peaking of the rate of economic growth, supply disruptions and rising inflation. Crude oil prices and base metals rallied for the quarter fueled by renewal in demand and supply constraints.
- The domestic equity markets continued to rally for the quarter and touched new highs in September on optimism over improving domestic growth prospects. The market got a boost after the government announced a slew of reforms for the telecom and auto sectors. Continuing economic recovery is expected to retain the momentum of earnings trend in Q2FY22. Metals, banks and IT are expected to lead earnings growth.
- Reserve Bank of India Deputy Governor Michael Debabrata Patra said the GDP growth projection of 9.5% for the year as a whole appears to be on track. Macroeconomic indicators were mixed during the month. Manufacturing PMI rose, while the services PMI slipped. CPI inflation moderated in Aug on falling food inflation.

(Source : Various AMCs)

Equity Market Indicators

Sep 2021 - Key Indices (Total Return Index)

Indices	Close	Return(%) INR					
		1 month	3 months	1 year	3 years	5 years	10 years
S&P BSE SENSEX TRI	88,090	2.78	12.91	56.96	19.09	17.61	15.20
NIFTY 50 TRI	25,235	2.89	12.37	58.54	18.63	16.82	14.95
S&P BSE 100 TRI	21,935	3.02	12.07	58.92	18.57	16.55	15.18
S&P BSE 200 TRI	9,331	3.23	12.00	61.22	19.50	16.86	15.71
NIFTY 500 TRI	23,029	3.48	12.05	62.87	19.50	16.62	15.54
NIFTY MIDCAP 150 TRI	14,044	6.06	11.98	76.81	24.02	18.39	19.44
S&P BSE SMALL CAP TRI	33,919	4.44	11.72	90.41	26.06	18.08	16.33
NIFTY NEXT 50 TRI	58,781	1.96	10.32	57.75	16.86	14.44	17.12

Sep 2021 - Sectoral Indices

Indices	Close	Return(%) INR					
		1 month	3 months	1 year	3 years	5 years	10 years
S&P BSE Auto	23,866	5.74	0.40	33.50	3.58	1.43	10.88
S&P BSE Bankex	42,728	3.03	8.58	75.44	15.14	14.15	14.69
S&P BSE FMCG	14,862	1.93	9.94	34.48	8.92	11.93	14.28
S&P BSE Healthcare	26,093	-1.80	1.97	31.79	20.20	10.03	16.09
S&P BSE Metal	20,182	-1.93	8.13	143.03	14.97	15.63	6.26
S&P BSE Oil & Gas	18,302	7.13	13.14	49.49	7.20	9.97	7.98
S&P BSE Realty	4,104	33.02	49.74	145.52	34.07	22.10	8.82
S&P BSE TECK	15,340	2.59	15.95	66.50	25.66	22.19	11.26
NIFTY INDIA CONSUMPTION	7,195	4.19	13.66	43.76	14.50	13.15	14.95
NIFTY INFRASTRUCTURE	5,025	6.70	15.81	63.11	19.20	12.46	6.86
NIFTY MEDIA	2,138	33.51	18.96	38.15	-4.40	-6.36	5.99
NIFTY DIVIDEND OPPT 50	3,747	3.07	11.99	58.22	12.04	12.17	10.14

Institutional Activity (Net Investment) ₹ Cr.

	Sep-2021			01-Jan-21 To 30-Sep-21		
	Debt	Equity & Hybrid	Total	Debt	Equity & Hybrid	Total
FII / FPI	13,363	14,393	27,756	28,214	66,534	94,749
Mutual Funds	7,695	7,701	15,396	112,113	26,837	138,950

* Source: SEBI

HIGHLIGHTS

- The Federal Reserve, in its sixth monetary policy meeting on Sep 22, 2021, maintained the policy rate. The US Fed announced that it would reduce monetary stimulus to the US economy beginning November 2021 and signalled earlier than expected interest rate hikes. Several other central banks also indicated that they might consider scaling down the liquidity support as inflation rises and economic recovery picks up.
- Domestic gilt prices ended flat, with the yield on the 10-year benchmark 6.10% 2031 paper remaining at 6.22% on September 30. While RBI would continue to maintain adequate systemic liquidity, it has provided signals which points towards its intent to manage short-term liquidity more actively.

(Source : Various AMCs)

Debt Market Indicators

Benchmarks	As on 30-Sep-21	As on 31-Aug-21	As on 30-Jun-21	Change (Month)	Change (Quarter)
364 Day Tbill	3.75%	3.63%	3.88%	0.12%	-0.13%
91 Day Tbill	3.44%	3.27%	3.43%	0.17%	0.01%
10-year Benchmark (06.10 GS 2031)	6.22%	6.22%	6.05%	0.00%	0.17%
3 Months Certificate Of Deposit (CD)	3.54%	3.37%	3.62%	0.17%	-0.08%
Call Rate	3.10%	3.10%	3.00%	0.00%	0.10%
MIBOR	3.38%	3.38%	3.36%	0.00%	0.02%
Bank Rate	4.25%	4.25%	4.25%	0.00%	0.00%
RBI LAF-Repo rate	4.00%	4.00%	4.00%	0.00%	0.00%
RBI LAF-Reverse Repo rate	3.35%	3.35%	3.35%	0.00%	0.00%
CRR	4.00%	4.00%	4.00%	0.00%	0.00%
Foreign Exchange Reserve(\$ bn)	637.48	642.45	610.00	-4.97	27.48
Brent Crude Oil (\$/bbl)	78.10	72.92	75.50	5.18	2.60
Gold (\$/oz)	1742.80	1814.85	1763.15	-72.05	-20.35
US 10-yr Gilt	1.51%	1.31%	1.47%	0.20%	0.04%

Source: RBI, Reuters, Bloomberg

Forex

HIGHLIGHTS

- In September 2021, the INR depreciated by 1.7% against the USD and appreciated 0.4% against the Euro. On a YTD basis, the INR has depreciated by 1.6% against the USD and appreciated by 4.3% against the Euro.
- India's foreign exchange reserves rose to USD 637 billion in the week to Oct 01, according to RBI data.

FOREX

	30-Sep-21	31-Aug-21	30-Jun-21	30-Sep-20	% Change (Month)	% Change (Quarter)	% Change (Year)
1 US\$	74.24	73.01	74.33	73.76	-1.66%	0.12%	-0.65%
1 Euro	86.14	86.53	88.50	86.57	0.46%	2.75%	0.50%
100 Yen	66.35	66.60	67.28	69.91	0.38%	1.40%	5.37%
1 Pound	99.86	100.95	102.95	94.73	1.09%	3.09%	-5.14%

* Source: RBI

MFs assets under management jumps to nearly ₹37 lakh cr in Sep

Driven by record inflows into Systematic Investment Plans (SIPs), the overall mutual funds industry's assets under management jumped to nearly ₹37 lakh crore in September, registering an over 33 per cent growth compared to the year-ago period, according to AMFI data. The overall Assets Under Management (AUM) touched ₹36.74 lakh crore last month, up from ₹27.6 lakh crore in September 2020, the data from the Association of Mutual Funds (AMFI) showed. AMFI CEO N S Venkatesh attributed the record AUM to the record inflows into the SIPs which crossed the ₹10,000-crore milestone for the first time. This is also reflective of the continued retail investor confidence in mutual funds. Retail investors are preferring mutual funds over low-yielding traditional savings avenue like bank fixed deposits as well as gold and real estate, he added. The number of SIP accounts grew from 4.32 Cr in August to 4.49 Cr in September while the SIP assets rose from ₹9,923.15 crore in August to ₹10,351.33 crore last month. The overall SIP assets climbed to ₹5,44,976 crore in September from ₹5,26,883 crore in August.

Mutual funds remain most attractive tool of investment during pandemic: Survey

Mutual funds remain the most attractive tool of investment during COVID-19 followed by equities as returns are healthy in this asset class, according to a survey by Financial advisory firm Findoc Group. It said about 72 per cent of the respondents have opted for mutual funds post the first pandemic and almost 63 per cent express happiness about their decision to invest in these funds. The objective of the survey was to understand the preference of the investors and what they expect from their investment. The findings clearly state that mutual funds have been the most favoured investment post-equities. We will see an uptrend in this investment behaviour as the returns are great in this asset class, said Findoc Group Managing Director Hemant Sood.

Foreign assets of Indian mutual funds jump to USD 2.9 bn at March-end: RBI

Foreign assets of the mutual fund companies jumped several folds to USD 2.9 billion or ₹20,982 crore as of the end of March 2021, on account of a rise in the value of equity. According to a Survey of Foreign Liabilities and Assets of the Mutual Fund Companies, the UAE, the UK, USA and Singapore together accounted for nearly 45 per cent of the total MF units held by non-residents, both at face value as well as market value, the RBI said in a statement. It added that the foreign assets of MF companies increased due to a rise in equity security and other foreign assets during the year and stood at USD 2.9 billion at the end of March 2021, up from USD 778 million at the end of the previous fiscal. In rupee terms, it soared from ₹5,864 crore to Rs 20,982 crore.

BSE StAR MF logs net equity inflow of ₹6,396 crore in September

Mutual funds distributor platform BSE StAR MF registered a net inflow of ₹6,396 crore in equity schemes in September, according to BSE. BSE StAR MF contributes Net Equity Inflow of 74 per cent that is ₹6,396 crore as compared to industry's Net Equity Inflow of ₹8,677 crore in September, as per the release. The platform logged its highest monthly transaction of 1.52 crore in September and also achieved its highest ever new systematic investment plans (SIPs) of 9.71 lakh in a month amounting to ₹222 crore.

(Source : Economic Times, Business Standard, Cafe Mutual)

Average Assets Under Management (AAUM) for the quarter Jul - Sep 2021 (Rs in crores)

Rank	Mutual Fund Name	Average AUM	Equity & Hybrid	Debt & Other	Equity(%)	Debt(%)
1	SBI Mutual Fund	579,318	341,798	237,520	59	41
2	ICICI Prudential Mutual Fund	461,289	198,354	262,935	43	57
3	HDFC Mutual Fund	441,852	181,159	260,692	41	59
4	Aditya Birla Sun Life Mutual Fund	299,382	113,765	185,617	38	62
5	Kotak Mahindra Mutual Fund	270,615	110,952	159,663	41	59
6	Nippon India Mutual Fund	267,213	141,623	125,590	53	47
7	Axis Mutual Fund	238,575	133,602	104,973	56	44
8	UTI Mutual Fund	208,971	133,741	75,230	64	36
9	IDFC Mutual Fund	126,560	27,843	98,717	22	78
10	DSP Mutual Fund	107,290	65,447	41,843	61	39
11	Mirae Asset Mutual Fund	91,802	79,867	11,934	87	13
12	L&T Mutual Fund	78,274	41,485	36,789	53	47
13	Tata Mutual Fund	77,010	42,355	34,654	55	45
14	Edelweiss Mutual Fund	69,188	13,146	56,042	19	81
15	Franklin Templeton Mutual Fund	64,587	48,440	16,147	75	25
16	Invesco Mutual Fund	42,930	23,182	19,748	54	46
17	Canara Robeco Mutual Fund	39,344	30,295	9,049	77	23
18	Motilal Oswal Mutual Fund	33,544	28,177	5,367	84	16
19	Sundaram Mutual Fund	33,377	25,033	8,344	75	25
20	LIC Mutual Fund	18,040	4,690	13,350	26	74
21	PPFAS Mutual Fund	15,943	13,392	2,551	84	16
22	Baroda Mutual Fund	11,953	4,064	7,889	34	66
23	HSBC Mutual Fund	11,476	3,098	8,377	27	73
24	PGIM India Mutual Fund	11,185	6,711	4,474	60	40
25	Principal Mutual Fund	8,930	7,769	1,161	87	13
26	BNP Paribas Mutual Fund	8,745	5,859	2,886	67	33
27	Union Mutual Fund	7,300	4,161	3,139	57	43
28	Mahindra Manulife Mutual Fund	6,687	3,678	3,009	55	45
29	IDBI Mutual Fund	4,384	2,674	1,710	61	39
30	Quant Mutual Fund	3,301	2,872	429	87	13
31	IIFL Mutual Fund	3,128	2,096	1,032	67	33
32	BOI AXA Mutual Fund	2,494	1,671	823	67	33
33	JM Financial Mutual Fund	2,089	627	1,462	30	70
34	Quantum Mutual Fund	2,012	966	1,046	48	52
35	ITI Mutual Fund	1,983	1,626	357	82	18
36	IL&FS Mutual Fund (IDF)	1,385	0	1,385	0	100
37	Trust Mutual Fund	1,033	0	1,033	0	100
38	Navi Mutual Fund	867	694	173	80	20
39	Indiabulls Mutual Fund	655	242	412	37	63
40	IIFCL Mutual Fund (IDF)	612	0	612	0	100
41	Taurus Mutual Fund	539	518	22	96	4
42	Shriram Mutual Fund	217	183	35	84	16
43	YES Mutual Fund	46	0	46	0	100
	Total of above Mutual Funds	3,656,125	1,847,857	1,808,269	51	49

Highlighted are the top 10 AMCs on the basis of their average AUM.

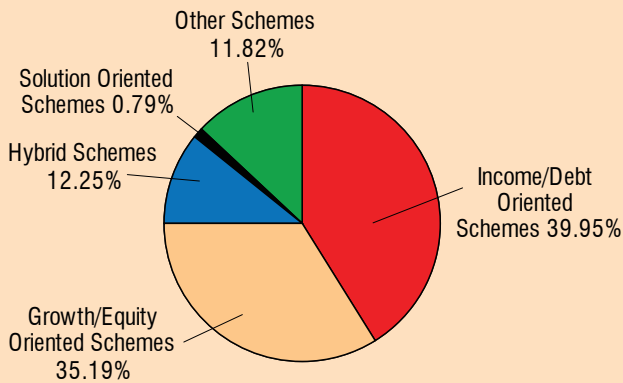
MF Industry AUM Comparison

Mutual Fund Name	Avg. AUM Jul-Sep 2021	Avg. AUM Apr-Jun 2021	Absolute change over a quarter	% Change over a quarter	Avg. AUM Jul-Sep 2020	Absolute change over a year	% Change over a year
Aditya Birla Sun Life Mutual Fund	299,382	275,904	23,478	8.51	239,029	60,353	25.25
Axis Mutual Fund	238,575	208,505	30,070	14.42	156,494	82,081	52.45
Baroda Mutual Fund	11,953	10,645	1,309	12.29	7,646	4,307	56.33
BNP Paribas Mutual Fund	8,745	8,122	623	7.67	6,786	1,959	28.86
BOI AXA Mutual Fund	2,494	2,211	283	12.79	2,071	422	20.39
Canara Robeco Mutual Fund	39,344	32,541	6,804	20.91	19,856	19,489	98.15
DSP Mutual Fund	107,290	104,026	3,264	3.14	82,286	25,004	30.39
Edelweiss Mutual Fund	69,188	61,256	7,932	12.95	37,432	31,757	84.84
Franklin Templeton Mutual Fund	64,587	61,636	2,950	4.79	80,007	-15,420	-19.27
HDFC Mutual Fund	441,852	418,947	22,904	5.47	376,379	65,472	17.40
HSBC Mutual Fund	11,476	10,815	660	6.11	9,479	1,996	21.06
ICICI Prudential Mutual Fund	461,289	429,229	32,060	7.47	368,698	92,591	25.11
IDBI Mutual Fund	4,384	4,295	89	2.07	4,724	-340	-7.20
IDFC Mutual Fund	126,560	126,268	293	0.23	114,519	12,041	10.51

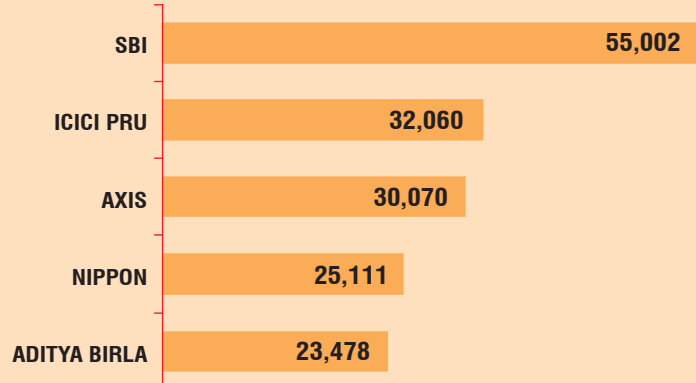
MF Industry AUM Comparison

Mutual Fund Name	Avg. AUM Jul-Sep 2021	Avg. AUM Apr-Jun 2021	Absolute change over a quarter	% Change over a quarter	Avg. AUM Jul-Sep 2020	Absolute change over a year	% Change over a year
IIFCL Mutual Fund (IDF)	612	596	16	2.64	612	0	-0.07
IIFL Mutual Fund	3,128	2,591	537	20.73	1,669	1,460	87.47
IL&FS Mutual Fund (IDF)	1,385	1,355	30	2.24	1,768	-383	-21.65
Indiabulls Mutual Fund	655	632	23	3.58	906	-251	-27.73
Invesco Mutual Fund	42,930	39,016	3,914	10.03	27,147	15,783	58.14
ITI Mutual Fund	1,983	1,562	421	26.94	708	1,275	180.11
JM Financial Mutual Fund	2,089	2,135	-46	-2.13	4,182	-2,093	-50.05
Kotak Mahindra Mutual Fund	270,615	247,750	22,866	9.23	192,311	78,304	40.72
L&T Mutual Fund	78,274	75,531	2,743	3.63	63,104	15,169	24.04
LIC Mutual Fund	18,040	17,642	398	2.26	18,080	-40	-0.22
Mahindra Manulife Mutual Fund	6,687	5,664	1,023	18.06	5,036	1,651	32.77
Mirae Asset Mutual Fund	91,802	78,139	13,663	17.49	50,317	41,485	82.45
Motilal Oswal Mutual Fund	33,544	29,428	4,116	13.99	21,659	11,885	54.87
Navi Mutual Fund	867	728	139	19.06	687	180	26.28
Nippon India Mutual Fund	267,213	242,102	25,111	10.37	201,302	65,911	32.74
PGIM India Mutual Fund	11,185	8,110	3,075	37.91	4,103	7,082	172.62
PPFAS Mutual Fund	15,943	11,343	4,600	40.56	5,065	10,878	214.78
Principal Mutual Fund	8,930	8,038	892	11.10	6,283	2,647	42.14
Quant Mutual Fund	3,301	1,642	1,659	101.02	281	3,020	1074.12
Quantum Mutual Fund	2,012	1,945	67	3.44	1,586	426	26.87
SBI Mutual Fund	579,318	524,316	55,002	10.49	422,123	157,195	37.24
Shriram Mutual Fund	217	208	10	4.67	182	35	19.29
Sundaram Mutual Fund	33,377	32,151	1,225	3.81	28,070	5,307	18.90
Tata Mutual Fund	77,010	66,999	10,010	14.94	56,458	20,552	36.40
Taurus Mutual Fund	539	496	43	8.74	409	131	31.97
Trust Mutual Fund	1,033	858	175	20.39	NA	NA	NA
Union Mutual Fund	7,300	5,916	1,384	23.39	4,019	3,282	81.66
UTI Mutual Fund	208,971	187,210	21,761	11.62	155,190	53,781	34.65
YES Mutual Fund	46	81	-36	-43.71	84	-39	-45.69
Total	3,656,125	3,348,584	307,541	9.18	2,778,746	877,380	31.57

Categorywise AUM as on 30th Sep 2021



Top 5 AMCs Based on Abs. AAUM Growth (₹Cr) For Quarter Jul-Sep 2021



MF Category	Sales	Redemptions	Net Sales	Net AUM
				30-Sep-21
Sep - 2021				
Income/Debt Oriented Schemes	708,016	777,019	-69,003	1,467,619
Growth/Equity Oriented Schemes	36,657	30,200	6,456	1,292,934
Hybrid Schemes	22,341	18,754	3,588	450,165
Solution Oriented Schemes	290	209	81	28,950
Other Schemes	17,095	5,475	11,620	434,225
Total	784,400	831,657	-47,257	3,673,893

₹ in Crore

* Source: AMFI

Large Cap Fund

Total Return Index, ^ Expense Ratios as on 30th Sep 2021, ** Holdings data as on 30th Sep 2021*

Scheme Name	Date of Inception	Benchmark #	^ Expense Ratio %	As on 30th Sep 2021		% Change over a quarter		% Exposure in Holdings*		
				Corpus in crs	NAV (Rs)	Corpus	NAV	Top Holding	Total of Top 5	Total of Top 10
Aditya Birla Sun Life Frontline Equity Fund	Aug 02	NIFTY 50	1.76	22,551	342.92	9.31%	12.55%	ICICI Bank Ltd.(8.72)	33.05	48.73
Axis Bluechip Fund	Jan 10	NIFTY 50	1.58	33,154	46.84	17.37%	11.76%	Bajaj Finance Ltd.(10.09)	44.96	66.96
Baroda Large Cap Fund	Jun 10	NIFTY 100	2.69	50	22.15	14.76%	11.36%	ICICI Bank Ltd.(6.96)	30.22	45.62
BNP Paribas Large Cap Fund	Sep 04	NIFTY 50	2.26	1,237	140.31	11.70%	11.08%	ICICI Bank Ltd.(9.18)	35.79	56.25
Canara Robeco Bluechip Equity Fund	Aug 10	S&P BSE 100	1.91	4,702	41.88	42.13%	10.33%	Infosys Ltd.(7.57)	32.86	50.84
DSP Top 100 Equity Fund	Mar 03	S&P BSE 100	2.06	2,951	299.51	5.56%	9.12%	ICICI Bank Ltd.(9.8)	36.91	57.09
Edelweiss Large Cap Fund	May 09	NIFTY 50	2.50	296	54.99	15.31%	10.96%	Infosys Ltd.(8.27)	29.02	41.66
Franklin India Bluechip Fund	Dec 93	NIFTY 100	1.90	6,772	711.86	6.22%	9.16%	ICICI Bank Ltd.(9.83)	36.34	57.24
HDFC Top 100 Fund	Oct 96	NIFTY 100	1.77	21,520	692.21	7.33%	10.79%	HDFC Bank Ltd.(7.76)	34.95	55.86
HSBC Large Cap Equity Fund	Dec 02	NIFTY 50	2.40	781	318.65	5.28%	9.91%	HDFC Bank Ltd.(9.19)	40.78	63.29
ICICI Prudential Bluechip Fund	May 08	NIFTY 100	1.71	30,724	64.85	9.75%	12.04%	ICICI Bank Ltd.(9.08)	36.97	58.38
IDBI India Top 100 Equity Fund	Apr 12	NIFTY 100	2.62	547	39.68	16.84%	13.21%	HDFC Bank Ltd.(8.23)	32.23	46.82
IDFC Large Cap Fund	Jun 06	S&P BSE 100	2.43	938	49.62	17.92%	11.86%	HDFC Bank Ltd.(7.38)	33.67	52.95
Indiabulls Blue Chip Fund	Feb 12	NIFTY 50	2.43	106	29.08	-5.47%	10.70%	Reliance Industries Ltd.(9.4)	39.91	60.02
Invesco India Largecap Fund	Aug 09	NIFTY 50	2.67	408	44.48	19.00%	14.11%	Reliance Industries Ltd.(9.92)	42.12	63.19
ITI Large Cap Fund	Dec 20	NIFTY 100	2.47	201	12.66	15.40%	11.86%	Reliance Industries Ltd.(9.52)	34.75	59.40
JM Large Cap Fund	Apr 95	S&P BSE SENSEX	2.43	51	97.87	2.23%	11.17%	Infosys Ltd.(8.04)	33.80	55.66
Kotak Bluechip Fund	Dec 98	NIFTY 50	2.08	3,346	379.52	19.31%	11.18%	HDFC Bank Ltd.(7.86)	33.96	50.14
L&T India Large Cap Fund	Oct 07	S&P BSE 100	2.47	740	41.08	10.88%	10.97%	ICICI Bank Ltd.(8.86)	34.67	51.08
LIC MF Large Cap Fund	Sep 99	NIFTY 100	2.74	646	41.25	16.34%	12.58%	Infosys Ltd.(8.41)	36.07	55.22
Mahindra Manulife Large Cap Pragati Yojana	Mar 19	NIFTY 50	2.48	133	15.66	8.43%	10.02%	HDFC Bank Ltd.(8.65)	40.32	62.91
Mirae Asset Large Cap Fund	Apr 08	NIFTY 100	1.60	30,456	79.38	13.87%	11.39%	Infosys Ltd.(8.78)	38.79	55.01
Navi Large Cap Equity Fund	Sep 11	NIFTY 50	2.55	106	34.33	6.48%	10.40%	Reliance Industries Ltd.(10.34)	37.40	53.91
Nippon India Large Cap Fund	Aug 07	S&P BSE 100	1.86	11,332	50.22	8.11%	13.62%	State Bank Of India(6.6)	33.78	55.65
PGIM India Large Cap Fund	Jan 03	NIFTY 50	2.46	361	252.94	9.64%	9.03%	HDFC Bank Ltd.(8.43)	36.42	59.06
Principal Large Cap Fund	Oct 20	NIFTY 100	2.35	532	14.58	16.39%	10.54%	ICICI Bank Ltd.(6.6)	25.16	37.75
SBI Blue Chip Fund	Feb 06	S&P BSE 100	1.67	31,817	61.60	11.32%	11.95%	HDFC Bank Ltd.(8.8)	30.84	47.41
Sundaram Bluechip Fund	Oct 20	NIFTY 100	2.20	1,284	14.94	15.70%	12.11%	HDFC Bank Ltd.(7.55)	32.58	51.38
Tata Large Cap Fund	May 98	S&P BSE SENSEX	2.63	1,080	333.36	11.57%	11.66%	ICICI Bank Ltd.(9.21)	37.90	56.33
Taurus Largecap Equity Fund	Aug 95	S&P BSE 100	2.61	34	103.39	7.46%	8.68%	ICICI Bank Ltd.(7.12)	30.96	49.26
Union Largecap Fund	May 17	S&P BSE 100	2.58	213	16.68	9.67%	12.70%	HDFC Bank Ltd.(8.07)	29.72	47.91
UTI Master Share	Aug 05	S&P BSE 100	1.96	9,536	195.72	13.17%	11.91%	Infosys Ltd.(8.73)	33.19	47.58
Average			2.24				12.16%		35.00	53.77

Large & Mid Cap Fund

Scheme Name	Date of Inception	Benchmark #	^ Expense Ratio %	As on 30th Sep 2021		% Change over a quarter		% Exposure in Holdings*		
				Corpus in crs	NAV (Rs)	Corpus	NAV	Top Holding	Total of Top 5	Total of Top 10
Aditya Birla Sun Life Equity Advantage Fund	Apr 01	NIFTY LARGE MIDCAP 250	1.95	6,082	678.48	11.25%	13.74%	Bajaj Finance Ltd.(6.69)	25.41	42.34
Axis Growth Opportunities Fund	Oct 18	NIFTY LARGE MIDCAP 250	1.96	4,680	20.67	31.93%	11.31%	Tata Elxsi Ltd.(7.53)	34.44	52.11
Baroda Large & Mid Cap Fund	Sep 20	S&P BSE 250 LARGE MIDCAP	2.46	642	16.30	0.39%	16.76%	Infosys Ltd.(7.18)	26.73	39.75
BOI AXA Large & Mid Cap Equity Fund	Oct 08	S&P BSE 250 LARGE MIDCAP	2.64	211	55.21	5.59%	9.41%	State Bank Of India(5.49)	21.90	37.67
Canara Robeco Emerging Equities Fund	Mar 05	NIFTY LARGE MIDCAP 250	1.88	11,461	162.25	18.98%	12.24%	HDFC Bank Ltd.(5.31)	21.99	34.76
DSP Equity Opportunities Fund	May 00	NIFTY LARGE MIDCAP 250	1.89	7,002	363.99	7.48%	9.35%	ICICI Bank Ltd.(8.6)	26.68	40.86
Edelweiss Large & Mid Cap Fund	Jun 07	NIFTY LARGE MIDCAP 250	2.24	1,021	52.25	22.57%	10.73%	Infosys Ltd.(5.37)	21.75	35.08
Franklin India Equity Advantage Fund	Mar 05	NIFTY LARGE MIDCAP 250	2.08	2,871	122.09	5.15%	8.53%	Infosys Ltd.(10.09)	34.83	49.58
HDFC Large and Mid Cap Fund	Mar 94	NIFTY LARGE MIDCAP 250	2.34	3,262	184.62	29.13%	12.39%	Infosys Ltd.(5.22)	23.91	38.06
HSBC Large and Mid Cap Equity Fund	Mar 19	NIFTY LARGE MIDCAP 250	2.42	523	16.03	0.42%	12.32%	ICICI Bank Ltd.(6.7)	27.54	40.24
ICICI Prudential Large & Mid Cap Fund	Jul 98	NIFTY LARGE MIDCAP 250	2.06	3,825	532.59	-6.15%	17.03%	NTPC Ltd.(10.16)	30.63	45.56
IDFC Core Equity Fund	Aug 05	NIFTY LARGE MIDCAP 250	2.05	2,499	68.44	4.35%	8.41%	ICICI Bank Ltd.(6.58)	26.70	39.51
Invesco India Growth Opportunities Fund	Aug 07	S&P BSE 250 LARGE MIDCAP	1.92	4,226	52.54	7.51%	10.12%	Reliance Industries Ltd.(6.57)	26.07	40.21
Kotak Equity Opportunities Fund	Sep 04	NIFTY 200	1.88	8,020	194.28	17.54%	8.80%	ICICI Bank Ltd.(5.99)	23.67	38.54
L&T Large and Midcap Fund	May 06	NIFTY LARGE MIDCAP 250	2.24	1,479	69.81	8.70%	10.79%	Infosys Ltd.(3.9)	22.49	37.22
LIC MF Large & Mid Cap Fund	Feb 15	NIFTY LARGE MIDCAP 250	2.44	1,503	24.12	24.54%	13.22%	ICICI Bank Ltd.(5.84)	23.20	34.79
Mahindra Manulife Top 250 Nivesh Yojana	Dec 19	NIFTY LARGE MIDCAP 250	2.60	443	16.71	19.36%	13.28%	ICICI Bank Ltd.(4.97)	22.73	36.01
Mirae Asset Emerging Bluechip Fund	Jul 10	NIFTY LARGE MIDCAP 250	1.69	21,263	97.58	13.85%	11.24%	HDFC Bank Ltd.(5.85)	24.65	38.26
Motilal Oswal Large and Midcap Fund	Oct 19	NIFTY LARGE MIDCAP 250	2.45	852	16.60	22.26%	13.19%	ICICI Bank Ltd.(6.34)	26.66	46.71
Navi Large & Midcap Fund	Dec 15	S&P BSE 250 LARGE MIDCAP	2.55	137	23.90	12.33%	13.73%	ICICI Bank Ltd.(5.11)	20.06	34.14
Nippon India Vision Fund	Oct 95	NIFTY LARGE MIDCAP 250	2.09	3,325	829.52	9.73%	13.57%	HDFC Bank Ltd.(5.02)	19.27	31.16
Principal Emerging Bluechip Fund	Nov 08	NIFTY LARGE MIDCAP 250	2.00	3,123	178.16	9.95%	10.38%	ICICI Bank Ltd.(4.35)	18.93	30.75
SBI Large & Midcap Fund	May 05	NIFTY LARGE MIDCAP 250	2.14	5,145	354.73	19.59%	7.26%	HDFC Bank Ltd.(4.96)	21.43	33.56
Sundaram Large & Midcap Fund	Feb 07	NIFTY LARGE MIDCAP 250	2.19	1,820	54.54	14.03%	14.87%	Infosys Ltd.(5.72)	21.78	37.10
Tata Large & Mid Cap Fund	Feb 93	NIFTY LARGE MIDCAP 250	2.32	2,690	328.92	12.20%	9.38%	Reliance Industries Ltd.(7.87)	31.34	49.57
Union Large & Midcap Fund	Dec 19	S&P BSE 250 LARGE MIDCAP	2.55	262	16.60	19.92%	14.80%	HDFC Bank Ltd.(5.20)	18.54	30.31
UTI Core Equity Fund	May 09	NIFTY LARGE MIDCAP 250	2.53	1,196	99.60	11.48%	10.33%	HDFC Bank Ltd.(4.64)	20.80	35.59
Average			2.21				13.11%		24.60	38.87

Flexi Cap Fund

Scheme Name	Date of Inception	Benchmark #	^ Expense Ratio %	As on 30th Sep 2021		% Change over a quarter		% Exposure in Holdings*		
				Corpus in crs	NAV (Rs)	Corpus	NAV	Top Holding	Total of Top 5	Total of Top 10
Aditya Birla SL Flexi Cap Fund	Aug 98	S&P BSE ALLCAP	1.84	16,080	1165.08	10.36%	11.10%	ICICI Bank Ltd.(8.83)	34.94	49.45
Aditya Birla SL Multi Cap Fund	May 21	NIFTY 500 Multicap	2.08	3,010	12.26	28.54%	12.58%	HDFC Bank Ltd.(3.77)	17.41	29.97
Axis Flexi Cap Fund	Nov 17	NIFTY 500	1.82	9,970	19.25	16.40%	13.50%	Bajaj Finance Ltd.(9.59)	38.02	55.97
Baroda Multi Cap Fund	Sep 03	S&P BSE 500	2.46	1,156	169.78	10.72%	16.94%	Infosys Ltd.(6.52)	25.65	39.20
BNP Paribas Multi Cap Fund	Sep 05	NIFTY 500	2.44	598	76.30	6.94%	11.81%	HDFC Bank Ltd.(8.64)	28.30	40.57
BOI AXA Flexi Cap Fund	Jun 20	S&P BSE 500	2.74	139	19.08	47.32%	9.34%	State Bank Of India(4.93)	18.73	30.11
Canara Rob Flexi Cap Fund	Sep 03	S&P BSE 500	1.98	6,064	226.77	25.98%	12.13%	HDFC Bank Ltd.(6.11)	25.94	41.66
DSP Flexi Cap Fund	Apr 97	NIFTY 500	2.14	7,094	67.43	24.74%	10.24%	ICICI Bank Ltd.(7.8)	26.77	41.26
Edelweiss Flexi Cap Fund	Jan 15	NIFTY 500	2.25	875	22.84	15.07%	11.19%	Infosys Ltd.(7.45)	28.90	42.81
Franklin India Flexi Cap Fund	Sep 94	NIFTY 500	1.84	10,214	948.66	7.66%	12.41%	HDFC Bank Ltd.(7.81)	36.58	53.96
HDFC Flexi Cap Fund	Jan 95	NIFTY 500	1.73	26,773	981.99	5.02%	10.74%	State Bank Of India(9.18)	34.77	53.03
HSBC Flexi Cap Fund	Mar 04	NIFTY 500	2.51	403	130.74	4.79%	10.76%	HDFC Bank Ltd.(8.51)	36.36	51.18
ICICI Pru Multicap Fund	Oct 94	S&P BSE 500	1.95	6,462	442.18	4.92%	10.42%	ICICI Bank Ltd.(7.48)	23.18	34.83
IDBI Flexi Cap Fund	Mar 14	S&P BSE 500	2.54	379	34.27	7.04%	14.23%	HDFC Bank Ltd.(6.62)	23.89	39.72
IDFC Flexi Cap Fund	Sep 05	S&P BSE 500	1.92	5,944	133.95	6.13%	9.56%	Infosys Ltd.(8.39)	30.83	45.20
Invesco India Multicap Fund	Mar 08	S&P BSE ALLCAP	2.24	1,668	79.52	18.35%	10.02%	ICICI Bank Ltd.(6.35)	20.63	34.45
ITI Multicap Fund	May 19	NIFTY 500	2.64	316	14.76	21.71%	4.71%	V-Guard Industries Ltd.(9.2)	42.66	71.43
JM Flexicap Fund	Sep 08	S&P BSE 500	2.51	189	51.87	8.58%	14.46%	Infosys Ltd.(6.22)	26.03	44.92
Kotak Flexicap Fund	Sep 09	NIFTY 200	1.58	38,609	52.88	6.20%	8.98%	ICICI Bank Ltd.(8.17)	32.58	53.50
L&T Flexicap Fund	May 05	S&P BSE 500	2.06	2,998	119.58	5.81%	8.47%	ICICI Bank Ltd.(7.06)	26.99	44.87
LIC MF Flexi Cap Fund	Apr 98	NIFTY 500	2.65	428	66.96	9.16%	8.09%	Infosys Ltd.(8.58)	34.23	48.21
Mahindra Manulife Multi Cap Badhat Yojana	May 17	NIFTY 500	2.40	783	20.36	31.24%	13.20%	Reliance Industries Ltd.(5.03)	24.97	37.18
Motilal Oswal Flexi Cap Fund	Apr 14	NIFTY 500	1.78	11,986	35.76	0.86%	7.24%	HDFC Bank Ltd.(7.39)	32.34	55.82
Navi Flexi Cap Fund	Jul 18	NIFTY 500	2.25	214	15.84	6.85%	11.67%	ICICI Bank Ltd.(6.79)	24.72	39.65
Nippon India Multi Cap Fund	Mar 05	S&P BSE 500	1.86	11,079	145.35	12.95%	16.41%	Linde India Ltd.(8.23)	25.88	39.03
Parag Parikh Flexi Cap Fund	May 13	NIFTY 500	1.84	16,076	49.56	41.51%	15.20%	Bajaj Holdings & Inv Ltd.(8.65)	38.24	64.44
PGIM India Flexi Cap Fund	Feb 15	NIFTY 500	2.28	2,416	26.61	76.31%	13.38%	Infosys Ltd.(4.89)	21.32	37.26
Principal Multi Cap Growth Fund	Oct 00	NIFTY 500	2.41	851	231.29	9.77%	13.55%	ICICI Bank Ltd.(5.08)	20.86	32.97
Quant Active Fund	Mar 01	NIFTY 500	1.75	1,189	404.08	61.50%	12.50%	ITC Ltd.(8.48)	37.23	58.26
SBI Flexicap Fund	Oct 05	S&P BSE 500	1.76	15,291	75.91	10.59%	10.35%	HDFC Bank Ltd.(9.22)	26.60	40.67
Sundaram Equity Fund	Sep 19	S&P BSE 500	2.48	829	16.41	10.68%	11.09%	Reliance Industries Ltd.(4.23)	18.42	32.71
Tata Flexi Cap Fund	Sep 18	S&P BSE 500	2.17	2,159	16.18	11.36%	12.03%	ICICI Bank Ltd.(7.53)	28.33	43.91
Taurus Flexi Cap Fund	Jan 96	S&P BSE 500	2.64	271	148.93	6.24%	8.92%	Reliance Industries Ltd.(6.05)	28.08	44.77
Union Flexi Cap Fund	Jun 11	S&P BSE 500	2.48	768	33.67	31.91%	12.20%	HDFC Bank Ltd.(7.06)	27.73	43.63
UTI Flexi Cap Fund	Aug 05	NIFTY 500	1.90	23,599	263.86	20.53%	13.92%	Bajaj Finance Ltd.(6.28)	25.42	41.96
Average			2.17			17.82%			28.39	44.53

Mid Cap Fund

Scheme Name	Date of Inception	Benchmark #	^ Expense Ratio %	As on 30th Sep 2021		% Change over a quarter		% Exposure in Holdings*		
				Corpus in crs	NAV (Rs)	Corpus	NAV	Top Holding	Total of Top 5	Total of Top 10
Aditya Birla Sun Life Midcap Fund	Oct 02	NIFTY MIDCAP 100	2.11	3,337	458.61	11.24%	14.24%	Mphasis Ltd.(5.92)	19.18	32.74
Axis MidCap Fund	Feb 11	S&P BSE MIDCAP	1.84	15,395	68.77	20.15%	13.00%	Cholamandalam Inv.(4.15)	18.88	34.79
Baroda Mid-cap Fund	Oct 10	S&P BSE MIDCAP	2.69	76	16.93	16.88%	15.41%	Mphasis Ltd.(4.08)	22.27	40.00
BNP Paribas Mid Cap Fund	May 06	NIFTY MIDCAP 150	2.23	1,078	58.01	10.72%	9.63%	Volta Ltd.(4.35)	17.84	31.75
DSP Mid Cap Fund	Nov 06	NIFTY MIDCAP 100	1.80	14,161	92.59	10.04%	7.91%	Supreme Industries Ltd.(4.96)	17.33	31.94
Edelweiss Mid Cap Fund	Dec 07	NIFTY MIDCAP 100	2.11	1,707	49.77	14.84%	10.22%	Mphasis Ltd.(4.5)	18.05	32.07
Franklin India Prima Fund	Dec 93	NIFTY MIDCAP 150	1.87	8,157	1543.17	6.00%	11.21%	Crompton Greaves Cons.(4.34)	18.56	33.75
HDFC Mid Cap Opportunities Fund	Jun 07	NIFTY MIDCAP 100	1.74	31,752	90.99	7.61%	10.15%	Balkrishna Industries Ltd.(5.28)	22.28	37.82
ICICI Prudential MidCap Fund	Oct 04	NIFTY MIDCAP 150	2.18	3,136	161.10	10.47%	9.91%	Max Financial Services Ltd.(4.88)	18.90	33.27
IDBI Midcap Fund	Feb 17	NIFTY MIDCAP 100	2.54	215	17.56	6.85%	11.78%	Godrej Properties Ltd.(3.55)	16.26	30.22
Invesco India Midcap Fund	Apr 07	NIFTY MIDCAP 100	2.21	1,995	85.98	16.94%	10.77%	Mphasis Ltd.(4.03)	17.62	32.10
Kotak Emerging Equity Fund	Apr 07	NIFTY MIDCAP 100	1.81	16,318	70.70	15.46%	8.73%	Supreme Industries Ltd.(5.4)	18.60	31.76
L&T Mid Cap Fund	Aug 04	NIFTY MIDCAP 100	1.87	7,082	210.27	5.29%	9.86%	Mphasis Ltd.(6)	21.44	35.19
Mahindra Manulife Mid Cap Unnati Yojana	Jan 18	S&P BSE MIDCAP	2.38	822	17.13	9.58%	9.20%	Tata Power Company Ltd.(3.38)	14.57	27.41
Mirae Asset Midcap Fund	Jul 19	NIFTY MIDCAP 100	1.89	6,485	20.52	19.81%	10.68%	Axis Bank Ltd.(3.74)	17.61	32.27
Motilal Oswal Midcap 30 Fund	Feb 14	NIFTY MIDCAP 100	2.09	2,367	42.04	16.00%	18.53%	Tube Investments(9.96)	38.79	61.10
Nippon India Growth Fund	Oct 95	S&P BSE MIDCAP	1.90	11,839	2047.18	15.37%	16.21%	Varun Beverages Ltd.(4.63)	18.26	31.69
PGIM India Midcap Opportunities Fund	Dec 13	NIFTY MIDCAP 100	2.25	3,060	42.24	56.77%	15.54%	Mphasis Ltd.(4.02)	19.14	34.55
Principal Midcap Fund	Dec 19	NIFTY MIDCAP 100	2.43	446	17.46	11.80%	11.85%	Polycab India Ltd.(4.87)	16.36	27.69
Quant Mid Cap Fund	Feb 01	NIFTY MIDCAP 150	2.25	189	113.22	71.53%	8.16%	Adani Ports and SEZ(8.17)	34.96	58.82
SBI Magnum MidCap Fund	Apr 05	NIFTY MIDCAP 150	1.92	6,252	132.61	11.78%	10.62%	Sheela Foam Ltd.(5.46)	22.59	38.72
Sundaram Mid Cap Fund	Jul 02	S&P BSE MIDCAP	1.91	7,007	705.21	6.75%	11.20%	Mindtree Ltd.(3.94)	15.77	28.62
Tata Mid Cap Growth Fund	Jul 94	NIFTY MIDCAP 100	2.46	1,428	239.97	11.38%	10.08%	Tata Power Company Ltd.(4.11)	17.53	30.93
Taurus Discovery (Midcap) Fund	Jan 96	NIFTY MIDCAP 100	2.55	77	74.21	4.07%	7.99%	Tata Chemicals Ltd.(3.67)	14.77	27.44
Union Midcap Fund	Mar 20	NIFTY MIDCAP 100	2.56	325	27.42	31.78%	12.79%	Persistent Systems Ltd.(3.11)	14.75	27.36
UTI Mid Cap Fund	Aug 05	NIFTY MIDCAP 150	2.03	6,652	185.75	12.82%	12.70%	SRF Ltd.(4.2)	17.83	29.28
Average			2.14			16.61%			19.62	34.36

Small Cap Fund

Scheme Name	Date of Inception	Benchmark #	^ Expense Ratio %	As on 30th Sep 2021		% Change over a quarter		% Exposure in Holdings*		
				Corpus in crs	NAV (Rs)	Corpus	NAV	Top Holding	Total of Top 5	Total of Top 10
Aditya Birla Sun Life Small Cap Fund	May 07	NIFTY SMALLCAP 100	2.14	3,005	54.96	4.45%	9.77%	JK Cement Ltd.(3.96)	16.42	27.64
Axis Small Cap Fund	Nov 13	NIFTY SMALLCAP 100	1.91	7,303	58.35	21.54%	12.10%	Tata Elxsi Ltd.(5.59)	22.07	37.61
BOI AXA Small Cap Fund	Dec 18	NIFTY SMALLCAP 100	2.70	193	25.23	21.87%	11.93%	Mastek Ltd.(3.06)	13.23	24.36
Canara Robeco Small Cap Fund	Feb 19	NIFTY SMALLCAP 250	2.27	1,622	21.92	30.61%	16.29%	Schaeffler India Ltd.(3.15)	15.84	29.38
DSP Small Cap Fund	Jun 07	S&P BSE SMALL CAP	1.88	8,306	105.82	8.85%	12.16%	Nilkamal Ltd.(4.4)	18.61	32.71
Edelweiss Small Cap Fund	Feb 19	NIFTY SMALLCAP 250	2.20	1,055	23.34	10.43%	11.42%	Persistent Systems Ltd.(3.33)	13.01	23.65
Franklin India Smaller Companies Fund	Jan 06	NIFTY SMALLCAP 250	1.89	7,291	88.84	7.73%	14.78%	Deepak Nitrite Ltd.(5.72)	19.14	32.56
HDFC Small Cap Fund	Apr 08	NIFTY SMALLCAP 100	1.83	13,411	73.48	7.64%	11.29%	Firstsource Solutions Ltd.(7)	25.04	39.06
HSBC Small Cap Equity Fund	May 05	S&P BSE 250 SMALLCAP	2.50	337	86.80	1.21%	14.45%	Mastek Ltd.(4.63)	20.15	38.15
ICICI Prudential Smallcap Fund	Oct 07	NIFTY SMALLCAP 250	2.19	3,187	49.95	19.63%	14.70%	Inox Leisure Ltd.(4.44)	18.41	32.89
IDBI Small Cap Fund	Jun 17	NIFTY SMALLCAP 250	2.54	130	16.47	6.64%	13.59%	KNR Constructions Ltd.(3.64)	18.19	32.36
IDFC Emerging Businesses Fund	Feb 20	S&P BSE 250 SMALLCAP	2.25	1,422	22.54	15.83%	12.29%	Radico Khaitan Ltd.(4.28)	17.86	29.58
Invesco India Smallcap Fund	Oct 18	S&P BSE 250 SMALLCAP	2.26	1,205	20.66	9.28%	11.14%	V-Mart Retail Ltd.(4.6)	17.81	32.60
ITI Small Cap Fund	Feb 20	NIFTY SMALLCAP 100	2.57	424	15.70	4.78%	3.58%	V-Guard Industries Ltd.(9.76)	42.46	73.80
Kotak Small Cap Fund	Feb 05	NIFTY SMALLCAP 100	1.94	5,969	159.87	25.26%	13.92%	Century Plyboards (India) Ltd.(5.16)	18.96	32.86
L&T Emerging Businesses Fund	May 14	S&P BSE SMALL CAP	1.88	7,594	42.81	10.69%	14.54%	K.P.R. Mill Ltd.(5.82)	17.66	29.16
Nippon India Small Cap Fund	Sep 10	S&P BSE SMALL CAP	1.82	17,282	81.11	12.56%	12.90%	Deepak Nitrite Ltd.(4.11)	14.12	23.69
Principal Small Cap Fund	May 19	NIFTY SMALLCAP 100	2.46	473	22.62	14.92%	14.88%	Persistent Systems Ltd.(3.19)	12.66	23.26
Quant Small Cap Fund	Oct 96	NIFTY SMALLCAP 250	1.75	1,158	128.40	65.36%	11.35%	Indiabulls Real Estate Ltd.(5.87)	23.83	41.35
SBI Small Cap Fund	Sep 09	S&P BSE SMALL CAP	1.75	10,191	99.93	12.10%	8.82%	Carborundum Universal Ltd.(4.43)	17.78	32.76
Sundaram Small Cap Fund	Feb 05	NIFTY SMALLCAP 100	2.21	1,556	145.82	6.51%	13.15%	Can Fin Homes Ltd.(3.45)	15.90	29.89
Tata Small Cap Fund	Nov 18	NIFTY SMALLCAP 100	2.22	1,637	20.83	21.37%	10.03%	BASF India Ltd.(5.28)	24.48	41.44
Union Small Cap Fund	Jun 14	NIFTY SMALLCAP 100	2.56	564	28.37	10.31%	11.96%	KPIT Technologies Ltd.(2.99)	15.51	28.96
UTI Small Cap Fund	Dec 20	NIFTY SMALLCAP 250	2.30	1,739	14.36	16.66%	9.91%	JB Chemicals & Pharma(2.46)	11.37	21.37
Average			2.17			15.26%			18.77	32.96

Focused Fund

Scheme Name	Date of Inception	Benchmark #	^ Expense Ratio %	As on 30th Sep 2021		% Change over a quarter		% Exposure in Holdings*		
				Corpus in crs	NAV (Rs)	Corpus	NAV	Top Holding	Total of Top 5	Total of Top 10
Aditya Birla Sun Life Focused Equity Fund	Oct 05	NIFTY 50	2.01	5,358	92.47	8.51%	12.03%	ICICI Bank Ltd.(8.86)	35.67	54.23
Axis Focused 25 Fund	Jul 12	NIFTY 50	1.86	20,334	47.31	17.29%	14.91%	Bajaj Finance Ltd.(10.07)	40.48	65.07
BNP Paribas Focused 25 Equity Fund	Sep 17	NIFTY 200	2.46	215	14.73	8.04%	12.25%	HDFC Bank Ltd.(9.74)	36.18	56.91
Canara Rob Focused Equity Fund	May 21	S&P BSE 500	2.25	1,147	11.93	31.87%	11.29%	Infosys Ltd.(8.28)	32.28	52.64
DSP Focus Fund	Jun 10	S&P BSE 200	2.10	2,169	34.45	2.78%	6.39%	ICICI Bank Ltd.(9.9)	40.86	63.44
Franklin India Focused Equity Fund	Jul 07	NIFTY 500	1.87	7,836	65.15	6.19%	11.69%	State Bank Of India(9.94)	35.79	56.17
HDFC Focused 30 Fund	Sep 04	NIFTY 500	2.54	838	107.11	14.28%	10.17%	ICICI Bank Ltd.(8.61)	34.68	54.25
HSBC Focused Equity Fund	Jul 20	S&P BSE 200	2.39	579	16.09	-8.94%	13.02%	Infosys Ltd.(9.54)	38.54	59.18
ICICI Prudential Focused Equity Fund	Jun 09	S&P BSE 500	2.17	2,256	49.14	34.73%	12.65%	ICICI Bank Ltd.(5.73)	28.71	49.89
IDBI Focused 30 Equity Fund	Nov 17	NIFTY 100	2.54	146	15.22	4.70%	13.67%	HDFC Bank Ltd.(8.39)	39.08	59.86
IDFC Focused Equity Fund	Mar 06	S&P BSE 500	2.17	1,436	53.14	0.59%	7.46%	ICICI Bank Ltd.(8.94)	38.74	57.91
IIFL Focused Equity Fund	Oct 14	S&P BSE 200	2.01	2,366	29.67	21.20%	12.69%	ICICI Bank Ltd.(8.73)	32.94	52.86
Invesco India Focused 20 Equity Fund	Sep 20	S&P BSE 500	2.23	1,384	15.38	19.91%	13.01%	Infosys Ltd.(8.5)	33.99	60.10
JM Core 11 Fund	Mar 08	S&P BSE SENSEX	2.44	45	11.76	1.68%	12.30%	Reliance Industries Ltd.(10.62)	49.20	93.22
Kotak Focused Equity Fund	Jul 19	NIFTY 200	2.09	2,192	16.31	8.15%	11.20%	ICICI Bank Ltd.(8.67)	34.76	54.88
L&T Focused Equity Fund	Nov 18	NIFTY 500	2.31	1,023	16.25	6.91%	6.70%	TCS Ltd.(8.49)	28.85	48.50
Mahindra Manulife Focused Equity Yojana	Nov 20	NIFTY 500	2.63	435	15.21	22.81%	13.00%	Reliance Industries Ltd.(9.43)	37.15	56.52
Mirae Asset Focused Fund	May 19	NIFTY 200	1.80	7,682	19.46	16.03%	12.40%	HDFC Bank Ltd.(8.45)	36.98	55.20
Motilal Oswal Focused 25 Fund	May 13	NIFTY 50	2.20	1,832	33.99	4.88%	7.66%	HDFC Bank Ltd.(9.44)	44.62	72.26
Nippon India Focused Equity Fund	Dec 06	S&P BSE 500	2.03	5,818	77.06	10.15%	11.75%	State Bank Of India(7.85)	34.10	55.80
Principal Focused Multicap Fund	Nov 05	S&P BSE 250 LARGE MIDCAP	2.48	669	108.63	11.45%	8.98%	Infosys Ltd.(7.8)	32.07	51.25
Quant Focused Fund	Aug 08	NIFTY 100	2.25	45	52.94	58.79%	6.86%	ITC Ltd.(10)	42.44	73.46
SBI Focused Equity Fund	Oct 04	S&P BSE 500	1.70	20,372	237.85	20.85%	13.13%	Bharti Airtel Ltd.(6.76)	29.29	52.09
Sundaram Select Focus Fund	Jul 02	NIFTY 50	2.24	1,408	273.30	9.71%	11.55%	ICICI Bank Ltd.(9.27)	38.73	61.97
Tata Focused Equity Fund	Dec 19	S&P BSE 200	2.13	1,230	15.06	4.01%	12.51%	ICICI Bank Ltd.(9.71)	38.93	58.90
Union Focused Fund	Aug 19	S&P BSE 500	2.57	262	18.01	22.18%	12.28%	HDFC Bank Ltd.(8.8)	31.78	53.87
Average			2.21			13.80%			36.42	58.86

Value Fund

Scheme Name	Date of Inception	Benchmark #	^ Expense Ratio %	As on 30th Sep 2021		% Change over a quarter		% Exposure in Holdings*		
				Corpus in crs	NAV (Rs)	Corpus	NAV	Top Holding	Total of Top 5	Total of Top 10
Aditya Birla Sun Life Pure Value Fund	Mar 08	S&P BSE ENHANCED VALUE	2.05	4,387	73.56	2.72%	9.78%	State Bank Of India(6.63)	20.20	35.23
DSP Value Fund	Dec 20	NIFTY500 Value 50	1.68	555	13.26	16.59%	6.00%	Veritas Asset Management(7.5)	21.20	36.55
HDFC Capital Builder Value Fund	Feb 94	NIFTY 500	1.95	5,334	429.83	9.51%	11.97%	ICICI Bank Ltd.(8.58)	34.56	46.84
ICICI Prudential Value Discovery Fund	Aug 04	S&P BSE 500	1.78	22,746	244.90	9.43%	14.17%	NTPC Ltd.(8.22)	37.66	60.91
IDBI Long Term Value Fund	Aug 18	S&P BSE 500	2.56	111	15.79	3.04%	10.19%	Infosys Ltd.(6.59)	26.47	42.42
IDFC Sterling Value Fund	Mar 08	S&P BSE 500	1.96	4,114	83.93	10.21%	10.81%	ICICI Bank Ltd.(3.92)	16.79	29.05
Indiabulls Value Fund	Sep 15	S&P BSE 500	2.30	13	17.03	-11.08%	9.94%	Indiabulls Nifty 50 ETF(20.04)	30.64	48.05
JM Value Fund	Jun 97	S&P BSE 200	2.52	160	50.97	8.73%	11.21%	Infosys Ltd.(7.67)	25.68	43.93
L&T India Value Fund	Jan 10	S&P BSE 200	1.85	7,903	57.02	8.49%	11.85%	ICICI Bank Ltd.(8.89)	28.74	44.65
Nippon India Value Fund	Jun 05	S&P BSE ENHANCED VALUE	2.03	4,327	122.00	10.20%	12.36%	Infosys Ltd.(5.89)	26.01	41.03

Value Fund

Scheme Name	Date of Inception	Benchmark #	^ Expense Ratio %	As on 30th Sep 2021		% Change over a quarter		% Exposure in Holdings*		
				Corpus in crs	NAV (Rs)	Corpus	NAV	Top Holding	Total of Top 5	Total of Top 10
Quantum Long Term Equity Value Fund	Mar 06	S&P BSE 200	1.29	921	77.86	3.26%	6.91%	HDFC Ltd.(9.05)	32.95	51.54
Tata Equity P/E Fund	Jun 04	S&P BSE SENSEX	1.66	5,101	195.99	9.06%	11.73%	ICICI Bank Ltd.(8.52)	32.21	52.79
Templeton India Value Fund	Sep 96	S&P BSE 500	2.53	608	395.05	9.38%	11.48%	ICICI Bank Ltd.(8.65)	32.14	50.15
Union Value Discovery Fund	Dec 18	S&P BSE 500	2.57	137	16.73	9.16%	12.51%	HDFC Bank Ltd.(6.54)	25.81	45.76
UTI Value Opportunities Fund	Jan 05	NIFTY 500	1.99	6,623	100.34	8.28%	10.00%	ICICI Bank Ltd.(8.75)	35.97	48.39
Average			2.05			7.13%			28.47	45.15

Contra Fund

Scheme Name	Date of Inception	Benchmark #	^ Expense Ratio %	As on 30th Sep 2021		% Change over a quarter		% Exposure in Holdings*		
				Corpus in crs	NAV (Rs)	Corpus	NAV	Top Holding	Total of Top 5	Total of Top 10
Invesco India Contra Fund	Apr 07	S&P BSE 500	1.80	8,411	76.60	11.72%	9.43%	ICICI Bank Ltd.(7.78)	30.40	48.70
Kotak India EQ Contra Fund	Jul 05	NIFTY 100	2.42	1,169	83.44	11.47%	10.22%	ICICI Bank Ltd.(7.65)	31.74	49.14
SBI Contra Fund	May 05	S&P BSE 500	2.21	2,974	194.78	24.22%	12.69%	Tube Investments(3.57)	17.08	29.80
Average			2.14			15.80%			26.41	42.55

Dividend Yield Fund

Scheme Name	Date of Inception	Benchmark #	^ Expense Ratio %	As on 30th Sep 2021		% Change over a quarter		% Exposure in Holdings*		
				Corpus in crs	NAV (Rs)	Corpus	NAV	Top Holding	Total of Top 5	Total of Top 10
Aditya Birla Sun Life Dividend Yield Fund	Feb 03	NIFTY DIVIDEND OPPT 50	2.44	866	252.16	3.90%	8.46%	Infosys Ltd.(8.12)	26.04	41.73
HDFC Dividend Yield Fund	Dec 20	NIFTY DIVIDEND OPPT 50	2.16	2,698	14.06	20.18%	14.64%	Hindustan Unilever(5.51)	22.05	36.20
ICICI Prudential Dividend Yield Equity Fund	May 14	NIFTY DIVIDEND OPPT 50	2.83	499	26.17	39.05%	15.44%	Infosys Ltd.(8.4)	29.10	49.01
IDBI Dividend Yield Fund	Dec 18	NIFTY DIVIDEND OPPT 50	2.54	101	16.96	5.77%	10.13%	Infosys Ltd.(10.42)	28.00	43.39
Principal Dividend Yield Fund	Oct 04	NIFTY DIVIDEND OPPT 50	2.61	238	85.96	9.22%	9.94%	Infosys Ltd.(7.59)	31.48	54.90
Tata Dividend Yield Fund	May 21	NIFTY DIVIDEND OPPT 50	2.43	624	11.18	8.33%	9.17%	TCS Ltd.(4.73)	15.67	29.27
Templeton India Equity Income Fund	May 06	NIFTY DIVIDEND OPPT 50	2.31	1,196	79.24	4.77%	7.65%	Infosys Ltd.(9.1)	29.18	42.36
UTI Dividend Yield Fund	Jun 05	NIFTY DIVIDEND OPPT 50	2.10	3,226	108.51	10.00%	13.38%	Infosys Ltd.(8.79)	34.66	54.08
Average			2.43			12.65%			27.02	43.87

ELSS

Scheme Name	Date of Inception	Benchmark #	^ Expense Ratio %	As on 30th Sep 2021		% Change over a quarter		% Exposure in Holdings*		
				Corpus in crs	NAV (Rs)	Corpus	NAV	Top Holding	Total of Top 5	Total of Top 10
Aditya Birla Sun Life Tax Relief 96	Mar 96	S&P BSE 200	1.76	14,855	42.72	5.77%	6.99%	HDFC Ltd.(8.73)	35.23	55.09
Axis Long Term Equity Fund	Dec 09	S&P BSE 200	1.54	34,371	75.56	12.62%	13.46%	Bajaj Finance Ltd.(10.25)	40.20	64.05
Baroda Elss 96	Apr 96	S&P BSE 200	2.62	218	72.19	9.11%	15.86%	ICICI Bank Ltd.(6.6)	27.90	43.13
BNP Paribas Long Term Equity Fund	Jan 06	NIFTY 200	2.37	551	59.96	6.19%	9.17%	ICICI Bank Ltd.(9.53)	37.01	50.51
BOI AXA Tax Advantage Fund	Feb 09	S&P BSE 500	2.54	517	100.48	9.49%	11.43%	ICICI Bank Ltd.(4.99)	20.86	35.25
Canara Robeco Equity Tax Saver Fund	Mar 93	S&P BSE 100	2.08	2,772	115.29	18.29%	10.85%	Infosys Ltd.(7.74)	31.01	45.22
DSP Tax Saver Fund	Jan 07	NIFTY 500	1.76	9,756	81.44	8.85%	10.44%	ICICI Bank Ltd.(8.86)	30.93	45.69
Edelweiss Long Term Equity Fund (Tax Savings)	Dec 08	NIFTY 500	2.37	198	70.25	10.80%	10.70%	Infosys Ltd.(7.56)	29.71	45.45
Franklin India Taxshield	Apr 99	NIFTY 500	1.88	5,021	853.14	5.94%	9.40%	Infosys Ltd.(9.27)	35.92	50.40
HDFC Tax saver	Mar 96	NIFTY 500	1.84	9,361	725.29	9.14%	12.33%	ICICI Bank Ltd.(8.82)	35.46	48.25
HSBC Tax Saver Equity Fund	Jan 07	S&P BSE 200	2.49	202	56.54	10.50%	13.60%	ICICI Bank Ltd.(9.02)	36.89	53.07
ICICI Prudential Long Term Equity Fund	Aug 99	NIFTY 500	1.96	10,029	596.69	11.86%	14.11%	ICICI Bank Ltd.(6.7)	28.96	43.77
IDBI Equity Advantage Fund	Sep 13	S&P BSE 200	2.41	544	38.18	5.08%	11.64%	ICICI Bank Ltd.(6.81)	27.60	42.14
IDFC Tax Advantage (ELSS) Fund	Dec 08	S&P BSE 200	1.93	3,439	94.43	4.37%	10.03%	ICICI Bank Ltd.(7.34)	27.98	42.38
Indiabulls Tax Savings Fund	Dec 17	S&P BSE 500	2.25	52	13.45	-1.82%	9.71%	Indiabulls Nifty 50 ETF(10.82)	27.02	44.97
Invesco India Tax Plan	Jan 07	S&P BSE 200	2.05	1,890	82.91	10.69%	11.17%	Reliance Industries Ltd.(9.28)	36.28	50.57
ITI Long Term Equity Fund	Oct 19	NIFTY 500	2.58	107	14.99	14.56%	5.26%	Alembic Pharma Ltd.(8.98)	40.59	68.05
JM Tax Gain Fund	Mar 08	S&P BSE 500	2.44	65	28.74	14.42%	14.71%	HDFC Bank Ltd.(5.65)	22.52	38.44
Kotak Tax Saver Fund	Nov 05	NIFTY 500	2.05	2,296	70.47	10.76%	8.41%	ICICI Bank Ltd.(7.63)	27.87	44.44
L&T Tax Advantage Fund	Feb 06	S&P BSE 200	1.97	3,599	79.17	2.55%	8.49%	Infosys Ltd.(5.87)	26.61	42.29
LIC MF Tax Plan	Apr 00	NIFTY 500	2.57	411	100.61	11.57%	12.46%	ICICI Bank Ltd.(8.7)	35.59	49.65
Mahindra Manulife ELSS Kar Bachat Yojana	Oct 16	NIFTY 200	2.38	420	18.74	9.32%	12.00%	Reliance Industries Ltd.(8.21)	37.30	53.91
Mirae Asset Tax Saver Fund	Dec 15	NIFTY 200	1.73	9,832	31.11	17.92%	10.75%	HDFC Bank Ltd.(8.43)	30.51	44.44
Motilal Oswal Long Term Equity Fund	Jan 15	NIFTY 500	2.06	2,376	27.05	8.75%	10.82%	ICICI Bank Ltd.(8.49)	28.27	49.31
Navi Long Term Advantage Fund	Dec 15	S&P BSE 100	2.25	69	20.37	7.24%	10.38%	ICICI Bank Ltd.(7.76)	29.22	43.57
Nippon India Tax Saver Fund	Sep 05	S&P BSE 100	1.77	12,467	76.76	6.82%	13.00%	HDFC Bank Ltd.(8.57)	33.06	51.46
Parag Parikh Tax Saver Fund	Jul 19	NIFTY 500	2.46	313	18.52	30.66%	15.23%	Bajaj Holdings & Inv Ltd.(8.5)	32.70	54.64
PGIM India Long Term Equity Fund	Dec 15	S&P BSE 200	2.50	351	23.07	-2.68%	10.33%	ICICI Bank Ltd.(7.88)	31.67	50.50
Principal Tax Savings Fund	Mar 96	NIFTY 500	2.49	602	324.74	9.62%	11.59%	ICICI Bank Ltd.(7.76)	27.89	42.25
Quant Tax Plan	Mar 00	NIFTY 50	2.25	433	213.74	68.18%	9.96%	Reliance Industries Ltd.(9.1)	38.48	59.44

ELSS

Scheme Name	Date of Inception	Benchmark #	^ Expense Ratio %	As on 30th Sep 2021		% Change over a quarter		% Exposure in Holdings*		
				Corpus in crs	NAV (Rs)	Corpus	NAV	Top Holding	Total of Top 5	Total of Top 10
Quantum Tax Saving Fund	Dec 08	S&P BSE 200	1.29	102	77.26	5.22%	6.79%	HDFC Ltd.(8.9)	32.17	50.08
SBI Long Term Equity Fund	May 07	S&P BSE 500	1.87	10,862	220.25	6.81%	8.96%	Tech Mahindra Ltd.(4.93)	21.80	37.55
Sundaram Diversified Equity - Tax Saver Fund	Nov 99	S&P BSE 200	2.13	2,237	146.81	-4.20%	11.43%	Reliance Industries Ltd.(7.6)	32.59	49.57
Tata India Tax Savings Fund	Mar 96	S&P BSE SENSEX	1.99	2,953	27.71	9.02%	11.92%	ICICI Bank Ltd.(8.74)	35.53	51.87
Taurus Tax Shield Fund	Apr 96	S&P BSE 200	2.45	86	114.00	5.59%	8.50%	ICICI Bank Ltd.(6.28)	27.50	43.38
Union Long Term Equity Fund	Dec 11	S&P BSE 500	2.53	436	41.56	17.18%	12.75%	HDFC Bank Ltd.(6.85)	26.26	42.46
UTI Long Term Equity Fund	Aug 05	NIFTY 500	2.21	3,041	145.07	54.03%	11.93%	HDFC Bank Ltd.(7.32)	30.64	43.02
Average			2.16			11.90%			31.29	47.84

Sectoral Fund - Banking

Scheme Name	Date of Inception	Benchmark #	^ Expense Ratio %	As on 30th Sep 2021		% Change over a quarter		% Exposure in Holdings*		
				Corpus in crs	NAV (Rs)	Corpus	NAV	Top Holding	Total of Top 5	Total of Top 10
Aditya Birla Sun Life Banking And Financial Services Fund	Dec 13	NIFTY FINANCIAL SERVICES	2.22	2,183	39.31	7.47%	9.38%	ICICI Bank Ltd.(13.31)	51.38	72.06
Baroda Banking and Financial Services Fund	Jun 12	NIFTY BANK	2.70	54	29.79	0.42%	7.78%	HDFC Bank Ltd.(19.13)	65.15	82.54
ICICI Prudential Banking and Financial Services Fund	Aug 08	NIFTY FINANCIAL SERVICES	2.03	5,101	85.40	9.06%	6.43%	HDFC Bank Ltd.(17.15)	61.57	76.59
IDBI Banking & Financial Services Fund	Jun 18	NIFTY FINANCIAL SERVICES	2.53	98	13.64	-2.00%	8.08%	HDFC Bank Ltd.(19.28)	60.02	77.59
Invesco India Financial Services Fund	Jul 08	NIFTY FINANCIAL SERVICES	2.48	382	79.74	15.29%	9.47%	HDFC Bank Ltd.(22.33)	59.72	76.38
LIC MF Banking & Financial Services Fund	Mar 15	NIFTY FINANCIAL SERVICES	2.80	62	13.95	2.28%	6.98%	HDFC Bank Ltd.(23.48)	65.29	86.53
Mirae Asset Banking and Financial Services Fund	Dec 20	NIFTY FINANCIAL SERVICES	2.46	774	12.62	20.76%	8.86%	HDFC Bank Ltd.(21.59)	66.17	82.48
Nippon India Banking Fund	May 03	NIFTY BANK	2.06	3,144	356.36	4.40%	7.53%	HDFC Bank Ltd.(15.43)	53.92	70.94
SBI Banking & Financial Services Fund	Feb 15	NIFTY FINANCIAL SERVICES	1.97	2,948	25.22	9.06%	6.19%	HDFC Bank Ltd.(22.82)	63.15	83.03
Sundaram Financial Services Opportunities Fund	Jun 08	NIFTY FINANCIAL SERVICES	2.58	444	60.42	19.07%	8.40%	HDFC Bank Ltd.(21.26)	63.44	81.17
Tata Banking & Financial Services Fund	Dec 15	NIFTY FINANCIAL SERVICES	2.26	821	26.33	10.54%	7.67%	HDFC Bank Ltd.(17.09)	60.14	83.22
Taurus Banking & Financial Services Fund	May 12	S&P BSE BANKEX	2.43	9	35.14	2.87%	9.50%	ICICI Bank Ltd.(23.36)	76.02	91.58
UTI Banking and Financial Services Fund	Aug 05	NIFTY FINANCIAL SERVICES	2.53	750	119.10	5.28%	8.31%	HDFC Bank Ltd.(22.12)	64.40	80.68
Average						8.04%			62.34	80.37

Sectoral Fund - Technology

Scheme Name	Date of Inception	Benchmark #	^ Expense Ratio %	As on 30th Sep 2021		% Change over a quarter		% Exposure in Holdings*		
				Corpus in crs	NAV (Rs)	Corpus	NAV	Top Holding	Total of Top 5	Total of Top 10
Aditya Birla Sun Life Digital India Fund	Jan 00	S&P BSE TECK	2.17	2,536	134.65	52.55%	17.85%	Infosys Ltd.(17.20)	54.64	70.41
Franklin India Technology Fund	Aug 98	S&P BSE TECK	2.43	718	344.71	18.69%	12.63%	Infosys Ltd.(18.18)	52.27	67.12
ICICI Prudential Technology Fund	Mar 00	S&P BSE IT	2.21	6,319	157.23	80.85%	21.28%	Infosys Ltd.(18.89)	51.49	66.79
SBI Technology Opportunities Fund	Jul 99	S&P BSE TECK	2.42	1,701	148.65	85.96%	16.73%	Infosys Ltd.(25.09)	55.37	74.42
Tata Digital India Fund	Dec 15	S&P BSE IT	2.07	3,469	37.04	93.05%	21.39%	Infosys Ltd.(16.64)	54.82	71.94
Average						66.22%			53.72	70.13

Sectoral Fund - Pharma

Scheme Name	Date of Inception	Benchmark #	^ Expense Ratio %	As on 30th Sep 2021		% Change over a quarter		% Exposure in Holdings*		
				Corpus in crs	NAV (Rs)	Corpus	NAV	Top Holding	Total of Top 5	Total of Top 10
Aditya Birla Sun Life Pharma & Healthcare Fund	Jul 19	S&P BSE HC	2.56	615	19.67	7.63%	4.91%	Sun Pharma Inds.(13.26)	46.02	67.62
DSP Healthcare Fund	Nov 18	S&P BSE HC	2.15	1,490	23.31	7.74%	7.50%	Sun Pharma Inds.(11.17)	39.16	65.15
ICICI Pru Pharma Healthcare & Diagnostics (PH.D) Fund	Jul 18	S&P BSE HC	2.00	3,074	21.26	10.80%	4.01%	Sun Pharma Inds.(10.75)	41.05	64.93
IDBI Healthcare Fund	Feb 19	S&P BSE HC	2.63	80	19.67	0.44%	3.25%	Sun Pharma Inds.(13.18)	45.26	62.71
Mirae Asset Healthcare Fund	Jul 18	S&P BSE HC	2.10	1,885	23.70	9.75%	5.75%	Sun Pharma Inds.(13.53)	43.67	64.80
Nippon India Pharma Fund	Jun 04	S&P BSE HC	1.95	5,474	307.61	0.50%	0.73%	Sun Pharma Inds.(11.36)	42.44	69.93
SBI Healthcare Opportunities Fund	Dec 04	S&P BSE HC	2.08	2,001	233.44	-0.12%	1.15%	Sun Pharma Inds.(11.45)	42.94	67.28
Tata India Pharma & Healthcare Fund	Dec 15	NIFTY PHARMA	2.69	590	17.85	4.70%	3.71%	Sun Pharma Inds.(12.02)	42.99	66.01
UTI Healthcare Fund	Aug 05	S&P BSE HC	2.36	880	170.46	0.82%	3.30%	Dr. Reddy's Lab(9.66)	36.96	58.52
Average						4.70%			42.28	65.22

Sectoral Fund - FMCG/Consumption

Scheme Name	Date of Inception	Benchmark #	^ Expense Ratio %	As on 30th Sep 2021		% Change over a quarter		% Exposure in Holdings*		
				Corpus in crs	NAV (Rs)	Corpus	NAV	Top Holding	Total of Top 5	Total of Top 10
BNP Paribas India Consumption Fund	Sep 18	NIFTY 200	2.34	871	19.59	13.86%	11.64%	ICICI Bank Ltd.(5.91)	24.76	40.39
ICICI Prudential Bharat Consumption Fund	Apr 19	NIFTY INDIA CONSUMPTION	2.53	274	14.42	0.34%	12.83%	ITC Ltd.(8.88)	40.61	64.88
ICICI Prudential FMCG Fund	Mar 99	NIFTY FMCG	2.70	850	332.94	0.59%	12.96%	ITC Ltd.(23.34)	57.92	75.41
Mahindra Manulife Rural Bharat & Consumption Yojana	Nov 18	NIFTY 200	2.43	49	13.65	-9.60%	4.85%	ICICI Bank Ltd.(8.3)	30.69	50.89
Mirae Asset Great Consumer Fund	Mar 11	NIFTY INDIA CONSUMPTION	2.15	1,552	55.02	16.76%	12.27%	ITC Ltd.(7.38)	27.12	44.15
Nippon India Consumption Fund	Oct 04	NIFTY INDIA CONSUMPTION	2.72	175	113.28	17.19%	13.94%	Hindustan Unilever Ltd.(7.58)	29.41	49.82
SBI Consumption Opportunities Fund	Aug 99	NIFTY INDIA CONSUMPTION	2.44	809	169.06	8.13%	9.26%	ITC Ltd.(8.47)	28.32	47.47
Tata India Consumer Fund	Dec 15	NIFTY INDIA CONSUMPTION	2.29	1,352	26.55	10.12%	13.37%	ITC Ltd.(8.59)	32.10	56.04
UTI India Consumer Fund	Aug 07	NIFTY INDIA CONSUMPTION	2.65	348	38.90	8.38%	11.97%	Bharti Airtel Ltd.(9.54)	32.06	49.87
Average			2.47			7.31%			33.66	53.21

Thematic – Infrastructure Fund

Scheme Name	Date of Inception	Benchmark #	↑ Expense Ratio %	As on 30th Sep 2021		% Change over a quarter		% Exposure in Holdings*		
				Corpus in crs	NAV (Rs)	Corpus	NAV	Top Holding	Total of Top 5	Total of Top 10
Aditya Birla Sun Life Infrastructure Fund	Mar 06	NIFTY INFRA	2.60	570	50.31	11.34%	12.70%	Larsen & Toubro Ltd.(9.56)	33.31	54.16
BOI AXA Mfg & Infra Fund	Mar 10	S&P BSE INDIA INFRASTRUCTURE	2.61	62	27.56	15.51%	9.02%	Tube Investments(4.38)	18.59	33.02
Canara Robeco Infrastructure Fund	Dec 05	S&P BSE INDIA INFRASTRUCTURE	2.60	165	72.14	16.06%	12.72%	Larsen & Toubro Ltd.(9.05)	33.37	53.01
DSP India T.I.G.E.R. Fund	Jun 04	S&P BSE 100	2.34	1,255	142.74	13.12%	12.05%	Reliance Industries Ltd.(5.28)	19.45	33.03
Franklin Build India Fund	Sep 09	S&P BSE INDIA INFRASTRUCTURE	2.30	1,123	64.11	8.84%	13.31%	State Bank Of India(10.08)	39.04	59.96
HDFC Infrastructure Fund	Mar 08	NIFTY 500	2.60	609	20.39	6.15%	12.17%	State Bank Of India(8.58)	35.66	57.17
HSBC Infrastructure Equity Fund	Feb 06	S&P BSE INDIA INFRASTRUCTURE	2.56	112	25.54	7.18%	13.41%	Larsen & Toubro Ltd.(9.33)	31.67	50.83
ICICI Prudential Infrastructure Fund	Sep 05	NIFTY INFRA	2.28	1,680	80.75	8.92%	16.44%	NTPC Ltd.(9.29)	38.23	53.29
IDFC Infrastructure Fund	Mar 11	NIFTY INFRA	2.49	650	23.60	4.28%	8.76%	Larsen & Toubro Ltd.(10.09)	35.24	56.61
Invesco India Infrastructure Fund	Nov 07	S&P BSE INDIA INFRASTRUCTURE	2.79	288	30.28	60.74%	12.23%	Larsen & Toubro Ltd.(8.79)	29.24	45.57
Kotak Infrastructure and Economic Reform Fund	Feb 08	INDIA INFRASTRUCTURE INDEX	2.53	454	32.20	17.47%	15.51%	Solar Industries India Ltd.(5.17)	26.59	46.41
L&T Infrastructure Fund	Oct 07	NIFTY INFRA	2.20	1,327	23.32	7.16%	14.09%	Larsen & Toubro Ltd.(9.42)	30.34	48.58
LIC MF Infrastructure Fund	Mar 08	NIFTY INFRA	2.56	79	21.43	14.21%	13.53%	Bharti Airtel Ltd.(7.1)	30.29	51.24
Quant Infrastructure Fund	Aug 07	NIFTY INFRA	2.25	85	19.49	99.35%	13.18%	Larsen & Toubro Ltd.(7.95)	32.36	57.54
SBI Infrastructure Fund	Jul 07	NIFTY INFRA	2.54	730	24.54	13.69%	12.21%	Larsen & Toubro Ltd.(12.1)	34.08	49.50
Sundaram Infrastructure Advantage Fund	Sep 05	S&P BSE 100	2.56	630	49.64	7.24%	11.99%	Larsen & Toubro Ltd.(9.5)	35.61	55.21
Tata Infrastructure Fund	Dec 04	S&P BSE INDIA INFRASTRUCTURE	2.56	749	88.77	13.92%	12.56%	Larsen & Toubro Ltd.(8.81)	28.89	45.22
Taurus Infrastructure Fund	Apr 07	NIFTY INFRA	2.47	5	38.32	2.89%	7.28%	Ultratech Cement Ltd.(7.8)	29.72	44.35
UTI Infrastructure Fund	Mar 04	NIFTY INFRA	2.30	1,522	77.78	6.35%	10.52%	Bharti Airtel Ltd.(8.73)	34.83	55.19
Average			2.48			17.60%			31.40	49.99

Thematic – Other Fund

Scheme Name	Date of Inception	Benchmark #	↑ Expense Ratio %	As on 30th Sep 2021		% Change over a quarter		% Exposure in Holdings*		
				Corpus in crs	NAV (Rs)	Corpus	NAV	Top Holding	Total of Top 5	Total of Top 10
Aditya Birla Sun Life ESG Fund	Dec 20	NIFTY 100 ESG	2.15	1,116	13.24	14.72%	15.73%	Infosys Ltd.(8.16)	30.73	47.84
Aditya Birla Sun Life India GenNext Fund	Aug 05	S&P BSE 500	2.19	2,489	137.22	15.72%	13.66%	ICICI Bank Ltd.(6.64)	21.95	34.03
Aditya Birla Sun Life Manufacturing Equity Fund	Jan 15	S&P BSE 500	2.56	682	20.34	2.65%	5.39%	Dr. Reddy's Lab(7.07)	27.48	45.36
Aditya Birla Sun Life MNC Fund	Dec 99	NIFTY MNC	2.03	4,112	997.68	-0.01%	4.54%	Honeywell Automation(9.39)	34.35	60.30
Aditya Birla Sun Life PSU Equity Fund	Dec 19	S&P BSE PSU	2.41	843	13.98	8.96%	8.04%	NTPC Ltd.(9.8)	39.47	60.60
Aditya Birla SL Special Opp Fund	Oct 20	S&P BSE 500	2.47	733	15.67	17.41%	13.14%	Infosys Ltd.(8.36)	31.23	50.01
Axis ESG Equity Fund	Feb 20	NIFTY 100 ESG	2.05	2,139	16.51	11.56%	12.16%	Avenue Supermarts Ltd.(10.35)	44.44	72.10
Axis Special Situations Fund	Dec 20	NIFTY 500	1.94	2,566	13.02	9.01%	13.61%	Bajaj Finance Ltd.(6.53)	24.01	36.44
Canara Robeco Consumer Trends Fund	Sep 09	S&P BSE 100	2.55	726	66.01	15.16%	11.73%	ICICI Bank Ltd.(6.83)	29.18	47.69
DSP Natural Resources and New Energy Fund	Apr 08	COMPOSITE BENCHMARK	2.38	735	53.40	4.79%	4.34%	Black Rock Global WEF(11.76)	38.91	59.88
DSP Quant Fund	Jun 19	S&P BSE 200	1.28	1,173	17.25	30.36%	14.46%	Bajaj Finserv Ltd.(6.14)	23.44	38.79
Edelweiss Recently Listed IPO Fund	Feb 18	India Recent 100 IPO	2.44	805	19.80	86.43%	17.71%	IRCTC Ltd.(5.77)	19.79	36.10
Franklin India Opportunities Fund	Feb 00	NIFTY 500	2.51	703	120.28	8.11%	11.04%	Infosys Ltd.(9.66)	37.51	57.94
HDFC Housing Opportunities Fund	Dec 17	India Housing & Allied Businesses Index	2.17	1,618	13.02	-4.35%	11.11%	NTPC Ltd.(8.95)	42.57	68.80
ICICI Prudential Business Cycle Fund	Jan 21	NIFTY 500	1.88	6,009	12.68	20.49%	10.65%	Larsen & Toubro Ltd.(9.09)	33.03	51.49
ICICI Prudential Commodities Fund	Oct 19	NIFTY COMMODITIES	2.55	686	24.63	28.61%	9.56%	Hindalco Industries Ltd.(9.19)	34.89	56.43
ICICI Prudential ESG Fund	Oct 20	NIFTY 100 ESG INDEX	2.11	1,929	13.80	4.76%	6.48%	Infosys Ltd.(7.92)	30.52	50.61
ICICI Prudential Exports and Services Fund	Nov 05	NIFTY SERVICE SECTOR	2.52	808	91.42	-2.00%	14.39%	Infosys Ltd.(8.69)	41.41	73.95
ICICI Prudential India Opportunities Fund	Jan 19	NIFTY 500	2.05	4,299	17.51	8.46%	16.73%	NTPC Ltd.(11.19)	44.95	61.52
ICICI Prudential Manufacture in India Fund	Oct 18	S&P BSE INDIA MANUFACTURING	2.53	616	16.99	0.15%	10.40%	Larsen & Toubro Ltd.(7.85)	33.34	52.17
ICICI Prudential MNC Fund	Jun 19	NIFTY MNC	2.67	866	18.33	33.61%	9.56%	Maruti Suzuki India Ltd.(10.14)	21.38	35.59
ICICI Prudential Quant Fund	Dec 20	S&P BSE 200	1.24	75	14.28	13.21%	10.44%	Larsen & Toubro Ltd.(7.46)	32.90	54.55
Invesco India ESG Equity Fund	Mar 21	NIFTY100 Enhanced ESG	2.34	778	12.93	16.05%	15.04%	Infosys Ltd.(8.61)	31.53	48.25
Invesco India PSU Equity Fund	Nov 09	S&P BSE PSU	2.61	337	27.12	14.12%	9.13%	NTPC Ltd.(9.75)	37.16	62.74
Kotak ESG Opportunities Fund	Dec 20	NIFTY 100 ESG INDEX	2.04	1,794	12.33	5.45%	8.04%	Infosys Ltd.(6.07)	25.54	43.13
Kotak Pioneer Fund	Oct 19	COMPOSITE BENCHMARK	2.07	1,419	18.23	17.80%	7.98%	CI Global Alpha Innovators(17.27)	24.10	36.65
L&T Business Cycles Fund	Aug 14	S&P BSE 200	2.55	574	22.67	5.22%	10.53%	ICICI Bank Ltd.(8.23)	29.04	46.13
Nippon India Power & Infra Fund	May 04	NIFTY INFRASTRUCTURE	2.26	1,658	154.87	11.31%	14.39%	Larsen & Toubro Ltd.(10.27)	38.87	59.63
Nippon India Quant Fund	Apr 08	S&P BSE 200	0.95	31	39.55	9.07%	9.08%	Reliance Industries Ltd.(7.45)	30.76	51.09
Quantum India ESG Equity Fund	Jul 19	NIFTY 100 ESG	0.93	53	17.28	18.96%	9.23%	TCS Ltd.(4.61)	20.65	35.92
SBI Equity Minimum Variance Fund	Mar 19	NIFTY 50	0.71	126	16.01	28.57%	9.81%	TCS Ltd.(8.2)	39.02	58.80
SBI Magnum COMMA Fund	May 05	NIFTY COMMODITIES	2.56	468	72.53	13.44%	12.20%	Reliance Industries Ltd.(8.6)	34.59	56.61
SBI Magnum Equity ESG Fund	Nov 06	NIFTY 100 ESG	2.02	4,310	163.00	9.87%	10.67%	Infosys Ltd.(7.09)	27.22	42.57
SBI Magnum Global Fund	Jun 05	NIFTY MNC	1.98	5,353	280.15	6.83%	8.63%	Colgate-Palmolive (India) Ltd.(7.44)	28.39	47.31
SBI PSU Fund	Jul 10	S&P BSE PSU	2.55	408	12.85	6.38%	4.95%	State Bank Of India(10.19)	34.29	57.22
Sundaram Rural & Consumption Fund	May 06	NIFTY 500	2.27	1,301	58.11	-1.14%	8.50%	Hindustan Unilever Ltd.(6.85)	31.00	53.93
Sundaram Services Fund	Sep 18	S&P BSE 200	2.32	1,843	20.73	20.10%	17.36%	ICICI Bank Ltd.(7.67)	31.80	47.74
Tata Ethical Fund	May 96	NIFTY 500 SHARIAH	2.39	1,100	278.82	17.39%	10.89%	Infosys Ltd.(9.21)	35.67	50.68
Tata Quant Fund	Jan 20	S&P BSE 200	2.34	58	10.84	-15.34%	2.85%	Indian Oil Corporation Ltd.(9.05)	40.42	68.34
Tata Resources & Energy Fund	Dec 15	NIFTY COMMODITIES	2.68	140	28.80	35.99%	10.34%	Tata Steel Ltd.(8.28)	30.31	49.19
Taurus Ethical Fund	Apr 09	S&P BSE 500 SHARIAH	2.43	72	86.19	13.08%	8.63%	Infosys Ltd.(5.45)	18.52	29.60
UTI MNC Fund	Oct 98	NIFTY MNC	2.12	2,635	277.89	6.70%	10.63%	Mphasis Ltd.(7.26)	33.99	54.69
UTI Transportation and Logistics Fund	Apr 04	COMPOSITE BENCHMARK	2.21	1,413	126.41	-3.08%	2.46%	Maruti Suzuki India Ltd.(17.01)	54.38	76.37
Average			2.16			13.13%			32.44	51.83

Thematic - International Fund

Scheme Name	Date of Inception	Benchmark #	^ Expense Ratio %	As on 30th Sep 2021		% Change over a quarter		% Exposure in Holdings*		
				Corpus in crs	NAV (Rs)	Corpus	NAV	Top Holding	Equity	Debt/Cash
Aditya Birla Sun Life Commodity Equities Fund - Global Agri Plan	Nov 08	S&P Global Agribusiness	1.75	15	31.87	2.49%	1.66%	Nutrien Ltd.(8.37)	91.15	8.85
Aditya Birla Sun Life International Equity Fund - A	Oct 07	S&P Global 1200	2.57	123	29.74	1.09%	-2.04%	Alphabet Inc A(3.93)	98.63	1.37
Franklin Asian Equity Fund	Jan 08	MSCI Asia (ex-Japan)	2.70	327	29.87	9.97%	-7.00%	Samsung Electronics(8.98)	94.56	5.44
ICICI Prudential US Bluechip Equity Fund	Jul 12	S&P 500	2.27	1,799	44.22	8.21%	-2.02%	Kellogg Co(2.88)	95.68	4.32
Nippon India Japan Equity Fund	Aug 14	Tokyo Stock Price Index	2.46	228	17.82	21.03%	5.60%	Fast Retailing Co Ltd(3.36)	90.79	9.21
Nippon India US Equity Opportunities Fund	Jul 15	S&P 500	2.69	514	24.66	9.89%	-1.28%	Alphabet Inc A(8.07)	98.10	1.90
Average			2.41				8.78%		94.82	5.18

FoF - International Fund

Scheme Name	Date of Inception	^ Expense Ratio %	As on 30th Sep 2021		% Change over a quarter		% Exposure in Holdings*		
			Corpus in crs	NAV (Rs)	Corpus	NAV	Top Holding	Equity	Debt/Cash
Aditya Birla Sun Life Global Emerging Opportunities Fund	Sep 08	1.18	260	20.43	7.58%	-0.61%	Julius Baer Equity Next Gen - USD Class C	98.74	1.26
Aditya Birla SL Global Excellence Equity FoF	Dec 07	1.32	121	22.99	103.74%	-0.10%	JB GL EXCLLNCE EQ EUR	98.32	1.68
Axis Global Equity Alpha Fund of Fund	Sep 20	1.66	1,527	12.78	0.41%	0.30%	Schroder ISF Global Equity Alpha Class X1 Acc	99.85	0.15
Axis Global Innovation FoF	May 21	1.59	1,762	10.37	2.39%	0.10%	Schroder ISF Global Disruption Class X Acc	97.44	2.56
Axis Greater China Equity FoF	Feb 21	1.58	109	8.44	4.85%	-12.63%	Schroder ISF Greater China Class X Acc	100.00	0.00
BNP Paribas Funds Aqua FoF	May 21	1.72	110	10.29	11.06%	1.52%	BNP Paribas Funds Aqua	97.37	2.63
DSP Global Allocation Fund	Aug 14	2.13	108	17.13	39.34%	-2.12%	BlackRock Global Funds - Global Allocation Fund	97.29	2.71
DSP US Flexible Equity Fund	Jul 12	2.47	642	39.96	35.54%	-0.53%	BlackRock Global Funds - US Flexible Equity Fund	96.52	3.48
DSP World Agriculture Fund	Oct 11	2.41	67	22.60	-4.69%	-6.78%	BlackRock Global Funds - World Agriculture Fund	96.73	3.27
DSP World Energy Fund	Aug 09	2.05	154	16.81	4.18%	1.59%	BlackRock Global Funds - World Energy Fund	53.04	46.96
DSP World Gold Fund	Sep 07	2.45	807	15.82	-5.74%	-11.09%	BlackRock Global Funds - World Gold Fund	96.34	3.66
DSP World Mining Fund	Dec 09	2.14	155	12.94	1.07%	-11.23%	BlackRock Global Funds - World Mining Fund	95.77	4.23
Edelweiss ASEAN Equity Off-shore	Jul 11	2.37	58	23.22	4.64%	2.15%	JF ASEAN Equity Fund	99.77	0.23
Edelweiss Emerging Markets Opportunities Equity Offshore Fund	Jul 14	2.38	130	16.57	11.16%	-9.05%	JP Morgan Emerging Mkts Opp Eq Opp Fund	99.35	0.65
Edelweiss Europe Dynamic Equity Offshore Fund	Jan 14	2.36	140	15.03	117.11%	-3.00%	JP Morgan-Europe Dynamic Fund	98.28	1.72
Edelweiss Greater China Equity Off-shore Fund	Aug 09	2.41	1,845	48.63	0.36%	-14.55%	JP Morgan-JF Greater China Fund	100.00	0.00
Edelweiss US Technology Equity FOF	Mar 20	2.34	1,914	18.85	12.51%	-3.04%	JP Morgan Asset Mgmt(Europe)S.A.R.L. - US	99.51	0.49
Edelweiss US Value Equity Off-shore Fund	Aug 13	2.38	74	22.79	6.64%	0.51%	JF US Value Fund	99.04	0.96
Franklin India Feeder - Franklin European Growth Fund	May 14	1.67	24	9.77	-99.35%	-82.91%	Franklin European Growth Fund Class I	98.94	1.06
Franklin India Feeder - Franklin U.S. Opportunities Fund	Feb 12	1.56	3,838	57.08	16881.24%	483.73%	Franklin U.S. Opportunities Fund Class I	100.00	0.00
HSBC Asia Pacific Dividend Yield Fund	Feb 14	2.03	10	18.58	-9.91%	-4.41%	HSBC GIF Asia Pacific Ex Japan	97.08	2.92
HSBC Brazil Fund	May 11	2.35	22	6.51	-5.19%	-20.41%	HSBC GIF Brazil Equity	96.53	3.47
HSBC Global Emerging Markets Fund	Mar 08	2.38	17	19.60	-8.58%	-6.22%	HSBC GIF Global Emerg Mkts Eq	97.12	2.88
HSBC Global Equity Climate Change FoF	Mar 21	2.11	594	10.32	-8.58%	0.42%	HSBC Global Investment Funds - Global Equity	98.34	1.66
ICICI Prudential Global Stable Equity Fund	Sep 13	1.48	108	20.28	3.72%	-0.44%	Nordea 1 - Global Stable Equity Fund	96.89	3.11
Invesco India Feeder - Invesco Global Equity Income Fund	May 14	1.14	10	17.10	11.60%	-1.47%	Invesco Global Equity Income Fund Lux	97.72	2.28
Invesco India Feeder - Invesco Pan European Equity Fund	Jan 14	0.67	28	13.04	-1.24%	-0.86%	Invesco Pan European Equity Fund Lux	97.63	2.37
Invesco India Global Consumer Trends Fund of Fund	Dec 20	1.56	731	10.23	2.67%	-8.87%	Invesco Global Consumer Trends Fund Acc	98.13	1.87
Kotak Global Emerging Market Fund	Sep 07	1.73	142	22.31	-1.01%	-7.76%	Signature Emerging Markets Fund	98.91	1.09
Kotak NASDAQ 100 FoF	Feb 21	0.67	582	11.12	24.89%	1.75%	iShares Nasdaq 100 UCITS ETF USD	99.42	0.58
Motilal Oswal Nasdaq 100 FOF	Nov 18	0.50	3,623	22.93	19.70%	0.88%	Motilal Oswal Nasdaq 100 ETF	99.14	0.86
PGIM India Emerging Markets Equity Fund	Sep 07	2.43	253	18.82	-0.34%	-8.86%	PGIM Emer Mkt Equity-USD	99.71	0.29
PGIM India Global Equity Opportunities Fund	May 10	2.43	1,518	36.78	19.58%	-0.62%	PGIM Jennsn GLEQ OP-USD AC I	99.68	0.32
Principal Global Opportunities Fund	Apr 04	1.35	37	46.11	5.26%	0.26%	PGIF Origin Global Smaller Companies Fund USD	99.90	0.10
Sundaram Global Brand Fund	Aug 07	2.26	89	24.51	16.30%	-2.56%	Sundaram Global Brand Fund -Master Class	98.56	1.44
Average		1.86			491.51%			97.06	2.94

Index Fund

Scheme Name	Date of Inception	^ Expense Ratio %	As on 30th Sep 2021		% Change over a quarter		% Exposure in Holdings*	
			Corpus in crs	NAV (Rs)	Corpus	NAV	Top Holding	Total of Top 5
Aditya Birla Sun Life Index Fund	Sep 02	0.59	289	174.06	14.63%	12.17%	Reliance Industries Ltd.(10.63)	41.12
Aditya Birla SL Nifty Midcap 150 Index Fund	Apr 21	1.03	53	12.59	19.06%	11.62%	Adani Total Gas Ltd.(2.24)	9.32
Aditya Birla SL Nifty Smallcap 50 Index Fund	Apr 21	1.03	40	13.03	35.97%	9.21%	Indian Energy Exchange Ltd.(6.9)	20.92
Axis Nifty 100 Index Fund	Oct 19	1.00	578	15.06	21.05%	11.75%	Reliance Industries Ltd.(9.1)	35.39
DSP Equal Nifty 50 Fund	Oct 17	0.79	254	15.64	43.67%	11.94%	NTPC Ltd.(2.24)	12.06
DSP Nifty 50 Index Fund	Feb 19	0.39	125	16.51	9.01%	12.26%	Reliance Industries Ltd.(10.66)	41.24
DSP Nifty Next 50 Index Fund	Feb 19	0.57	149	16.23	24.67%	10.08%	Info Edge (India) Ltd.(4.03)	19.33
Franklin India Index Fund - Nifty Plan	Nov 00	0.68	471	139.21	12.54%	12.03%	Reliance Industries Ltd.(10.68)	41.04
HDFC Index Fund-NIFTY 50 Plan	Jul 02	0.40	3,954	162.19	18.26%	12.21%	Reliance Industries Ltd.(10.68)	41.15
ICICI Prudential Nifty Index Fund	Mar 02	0.40	2,162	172.09	19.83%	12.22%	Reliance Industries Ltd.(10.67)	41.13

Index Fund

Scheme Name	Date of Inception	Expense Ratio %	As on 30th Sep 2021		% Change over a quarter		% Exposure in Holdings*	
			Corpus in crs	NAV (Rs)	Corpus	NAV	Top Holding	Total of Top 5
ICICI Prudential Nifty Next 50 Index Fund	Jun 10	0.80	1,588	37.20	21.78%	10.04%	Info Edge (India) Ltd.(4.03)	19.14
IDBI Nifty Index Fund	Jun 10	0.89	220	32.28	14.40%	12.08%	Reliance Industries Ltd.(10.61)	41.07
IDBI Nifty Junior Index Fund	Sep 10	0.90	57	31.54	7.14%	10.06%	Info Edge (India) Ltd.(4)	19.03
IDFC Nifty Fund	Apr 11	0.37	369	37.05	13.25%	12.10%	Reliance Industries Ltd.(10.6)	40.62
Kotak Nifty 50 Index Fund	Jun 21	0.51	95	11.19	13.03%	12.05%	Reliance Industries Ltd.(10.62)	40.98
Kotak Nifty Next 50 Index Fund	Mar 21	0.83	82	12.00	12.61%	10.06%	Info Edge (India) Ltd.(4.01)	19.12
L&T Nifty 50 Index Fund	Apr 20	0.70	82	19.78	15.38%	12.17%	Reliance Industries Ltd.(10.6)	41.14
L&T Nifty Next 50 Index Fund	Apr 20	0.80	37	18.26	19.36%	9.99%	Info Edge (India) Ltd.(3.88)	19.14
LIC MF Index Fund - Nifty Plan	Dec 02	1.01	50	96.92	7.17%	12.01%	Reliance Industries Ltd.(10.68)	41.11
Motilal Oswal Nifty 50 Index Fund	Dec 19	0.50	103	14.53	29.68%	12.12%	Reliance Industries Ltd.(10.64)	41.06
Motilal Oswal Nifty 500 Fund	Sep 19	1.03	225	16.77	27.32%	11.66%	Reliance Industries Ltd.(7.08)	27.65
Motilal Oswal Nifty Bank Index Fund	Sep 19	1.03	140	13.39	11.33%	7.56%	HDFC Bank Ltd.(27.91)	86.09
Motilal Oswal Nifty Midcap 150 Index Fund	Sep 19	1.00	358	19.88	26.84%	11.58%	Adani Total Gas Ltd.(2.24)	9.19
Motilal Oswal Nifty Next 50 Index Fund	Dec 19	0.95	94	14.67	18.55%	9.92%	Info Edge (India) Ltd.(4.03)	19.16
Motilal Oswal Nifty Smallcap 250 Index Fund	Sep 19	1.02	221	20.53	18.79%	10.72%	Indian Energy Exchange Ltd.(2.06)	6.94
Nippon India Index Fund - Nifty Plan	Oct 10	1.05	413	29.34	16.72%	12.02%	Reliance Industries Ltd.(10.63)	41.01
Nippon India Nifty 50 Value 20 Index Fund	Feb 21	0.80	56	12.53	73.51%	13.00%	TCS Ltd.(14.81)	57.67
Nippon India Nifty Midcap 150 Index Fund	Feb 21	0.80	177	12.96	42.59%	11.70%	Adani Total Gas Ltd.(2.25)	9.35
Nippon India Nifty Smallcap 250 Index Fund	Oct 20	1.04	212	18.51	8.14%	10.90%	Indian Energy Exchange Ltd.(2.07)	7.06
Principal Nifty 100 equal Weight Fund	Jul 99	0.96	29	110.55	11.44%	10.54%	Coal India Ltd.(1.11)	6.29
SBI Nifty Index Fund	Feb 02	0.49	1,527	151.72	19.76%	12.19%	Reliance Industries Ltd.(10.73)	41.14
SBI Nifty Next 50 Index Fund	May 21	0.83	345	11.45	25.90%	10.06%	Info Edge (India) Ltd.(4.06)	19.22
Sundaram Smart Nifty 100 Equal Weight Fund	Jan 17	0.94	37	18.25	7.08%	10.72%	Bajaj Finserv Ltd.(1.29)	6.27
Tata Index Fund - Nifty Plan	Feb 03	0.52	193	107.00	26.07%	12.14%	Reliance Industries Ltd.(10.65)	41.06
Taurus Nifty Index Fund	Jun 10	1.09	2	33.40	1.91%	11.35%	Reliance Industries Ltd.(8.89)	36.34
UTI Nifty Index Fund	Mar 00	0.30	5,219	117.12	23.94%	12.26%	Reliance Industries Ltd.(10.69)	41.13
UTI Nifty Next 50 Index Fund	Jun 18	0.78	1,330	15.07	21.22%	10.06%	Info Edge (India) Ltd.(4.03)	19.19
UTI Nifty200 Momentum 30 Index Fund	Mar 21	0.90	559	13.29	117.53%	10.64%	Hindalco Industries Ltd.(5.99)	27.87
HDFC Index Sensex Plan	Jul 02	0.40	2,651	530.26	17.17%	12.76%	Reliance Industries Ltd.(12.42)	47.28
ICICI Pru Sensex Index Fund	Sep 17	0.30	349	18.67	24.80%	12.78%	Reliance Industries Ltd.(12.38)	47.37
LIC MF Index Fund - Sensex Plan	Dec 02	1.08	43	109.82	20.08%	12.60%	Reliance Industries Ltd.(12.48)	47.39
Nippon India Index Fund - Sensex Plan	Oct 10	0.55	201	29.37	29.07%	12.81%	Reliance Industries Ltd.(12.38)	47.48
Tata Index Fund - Sensex Plan	Feb 03	1.12	100	145.05	22.29%	12.49%	Reliance Industries Ltd.(12.34)	47.46
Average		0.77				22.90%		31.74

Aggressive Hybrid Fund

Scheme Name	Date of Inception	Expense Ratio %	As on 30th Sep 2021		% Change over a quarter		% Exposure in Holdings*			
			Corpus in crs	NAV (Rs)	Corpus	NAV	Equity	Debt	Top Holding	Total of Top 5
Aditya Birla Sun Life Equity Hybrid 95 Fund	Mar 95	1.87	8,153	1077.89	3.52%	9.42%	80%	20%	Infosys Ltd.(6.05)	23.95
Axis Equity Hybrid Fund	Aug 18	2.17	1,868	15.70	11.82%	11.82%	77%	23%	TCS Ltd.(5.74)	27.44
Baroda Hybrid Equity Fund	Sep 03	2.53	414	82.73	2.36%	12.45%	72%	28%	Infosys Ltd.(6.68)	26.29
BNP Paribas Equity Hybrid Fund	Apr 17	2.36	715	18.49	14.20%	6.63%	78%	22%	ICICI Bank Ltd.(6.11)	26.08
BOI AXA Mid & Small Cap Equity & Debt Fund	Jul 16	2.65	349	22.65	4.89%	10.27%	80%	20%	Persistent Systems Ltd.(4.04)	19.08
Canara Robeco Equity Hybrid Fund	Feb 93	1.93	6,746	246.65	19.69%	8.84%	73%	27%	Infosys Ltd.(5.13)	21.70
DSP Equity & Bond Fund	May 99	1.87	7,563	237.59	8.56%	8.22%	75%	25%	ICICI Bank Ltd.(6.05)	20.13
Edelweiss Aggressive Hybrid Fund	Aug 09	2.34	101	37.59	78.05%	8.05%	71%	29%	Infosys Ltd.(5.50)	20.01
Franklin India Equity Hybrid Fund	Dec 99	2.20	1,470	177.46	3.72%	7.33%	71%	29%	Infosys Ltd.(6.84)	30.57
HDFC Hybrid Equity Fund	Apr 05	1.77	18,909	78.49	3.78%	7.23%	73%	27%	ICICI Bank Ltd.(7.08)	28.72
HSBC Equity Hybrid Fund	Oct 18	2.44	505	15.86	-3.12%	8.12%	75%	25%	HDFC Bank Ltd.(6.48)	26.17
ICICI Prudential Equity & Debt Fund	Oct 99	1.80	18,653	214.64	8.89%	15.20%	68%	32%	NTPC Ltd.(8.26)	34.50
IDBI Hybrid Equity Fund	Oct 16	2.54	209	15.99	3.44%	9.27%	70%	30%	HDFC Bank Ltd.(5.83)	20.48
IDFC Hybrid Equity Fund	Dec 16	2.47	587	17.03	7.73%	8.68%	78%	22%	ICICI Bank Ltd.(5.71)	26.22
Indiabulls Equity Hybrid Fund	Dec 18	2.36	34	14.66	1.28%	8.86%	76%	24%	IDBI Bank Ltd.(7.13)	24.73
Invesco India Equity & Bond Fund	Jun 18	2.52	402	14.48	6.43%	7.44%	73%	27%	Reliance Industries Ltd.(4.97)	19.29
JM Equity Hybrid Fund	Apr 95	2.50	10	70.02	19.89%	10.86%	79%	21%	Bajaj Finance Ltd.(6.12)	25.20
Kotak Equity Hybrid Fund	Nov 99	2.19	2,071	39.15	17.65%	7.25%	78%	22%	ICICI Bank Ltd.(5.33)	21.88
L&T Hybrid Equity Fund	Feb 11	1.89	5,460	37.04	1.35%	8.04%	72%	28%	ICICI Bank Ltd.(6.63)	27.35
LIC MF Equity Hybrid Fund	Jan 91	2.60	488	138.02	6.86%	6.19%	77%	23%	ICICI Bank Ltd.(8.58)	31.39
Mahindra Manulife Hybrid Equity Nivesh Yojana	Jul 19	2.57	294	16.71	26.24%	9.40%	79%	21%	ICICI Bank Ltd.(7.19)	29.27
Mirae Asset Hybrid - Equity Fund	Jul 15	1.85	6,109	22.01	14.30%	8.23%	70%	30%	HDFC Bank Ltd.(5.72)	23.32
Motilal Oswal Equity Hybrid Fund	Sep 18	2.44	451	15.53	7.16%	8.07%	73%	27%	Bajaj Auto Ltd.(5.44)	27.12

Aggressive Hybrid Fund

Scheme Name	Date of Inception	^ Expense Ratio %	As on 30th Sep 2021		% Change over a quarter		% Exposure in Holdings*			
			Corpus in crs	NAV (Rs)	Corpus	NAV	Equity	Debt	Top Holding	Total of Top 5
Navi Equity Hybrid Fund	Apr 18	2.30	111	14.15	-4.59%	9.02%	74%	26%	ICICI Bank Ltd.(6.06)	21.59
Nippon India Equity Hybrid Fund	Jun 05	1.98	3,643	65.64	-8.10%	5.80%	74%	26%	Infosys Ltd.(8.28)	33.94
PGIM India Hybrid Equity Fund	Jan 04	2.42	162	98.10	36.02%	7.27%	65%	35%	Reliance Industries Ltd.(6.23)	17.23
Principal Hybrid Equity Fund	Jan 00	2.21	1,115	111.72	3.22%	10.78%	75%	25%	Infosys Ltd.(5.2)	22.63
SBI Equity Hybrid Fund	Jan 05	1.62	47,470	203.54	15.04%	9.97%	70%	30%	HDFC Bank Ltd.(4.37)	19.42
Sundaram Equity Hybrid Fund	Jun 00	2.21	1,957	134.48	9.27%	10.00%	76%	24%	Infosys Ltd.(5.26)	22.28
Tata Hybrid Equity Fund	Oct 95	1.96	3,451	303.55	3.53%	9.55%	78%	22%	ICICI Bank Ltd.(8.83)	33.56
Union Hybrid Equity Fund	Dec 20	2.56	531	12.64	15.47%	9.44%	73%	27%	Reliance Industries Ltd.(5.87)	22.16
UTI Hybrid Equity Fund	Feb 95	2.02	4,247	249.09	4.97%	9.84%	72%	28%	HDFC Bank Ltd.(5.43)	24.03
Average		2.22			10.74%		74%	26%		24.93

Dynamic Asset Allocation / Balanced Advantage Fund

Scheme Name	Date of Inception	^ Expense Ratio %	As on 30th Sep 2021		% Change over a quarter		% Exposure in Holdings*		
			Corpus in crs	NAV (Rs)	Corpus	NAV	Equity	Debt / Cash	Arbitrage
Aditya Birla Sun Life Balanced Advantage Fund	Apr 00	1.91	5,485	73.27	38.18%	5.26%	39%	34%	26%
Axis Balanced Advantage Fund	Jul 17	2.15	1,542	14.31	15.32%	7.59%	46%	34%	20%
Baroda Dynamic Equity Fund	Nov 18	2.28	1,485	16.12	18.96%	7.68%	47%	34%	19%
BNP Paribas Dynamic Equity Fund	Mar 19	2.44	380	13.59	25.22%	4.79%	40%	35%	25%
BOI AXA Equity Debt Rebalancer Fund	Mar 14	2.26	62	16.48	-5.63%	3.01%	35%	28%	37%
DSP Dynamic Asset Allocation Fund	Feb 14	2.01	4,396	19.90	16.33%	3.28%	30%	34%	36%
Edelweiss Balanced Advantage Fund	Aug 09	1.84	5,845	35.79	35.66%	7.22%	70%	29%	1%
HDFC Balanced Advantage Fund	Sep 00	1.62	43,247	278.99	3.47%	8.22%	68%	32%	0%
ICICI Prudential Balanced Advantage Fund	Dec 06	1.70	35,737	48.52	8.48%	4.91%	37%	34%	29%
IDFC Balanced Advantage Fund	Oct 14	2.11	2,604	18.09	23.53%	6.04%	39%	34%	27%
Invesco India Dynamic Equity Fund	Oct 07	2.37	694	37.12	4.28%	5.60%	55%	24%	21%
Kotak Balanced Advantage Fund	Aug 18	1.80	11,286	14.40	20.33%	4.82%	33%	35%	32%
L&T Balanced Advantage Fund	Feb 11	2.11	2,063	31.10	11.86%	4.77%	34%	34%	33%
Motilal Oswal Dynamic Fund	Sep 16	2.24	1,186	15.55	-3.53%	3.98%	49%	32%	18%
Nippon India Balanced Advantage Fund	Nov 04	2.19	4,799	121.67	28.93%	5.34%	40%	35%	25%
PGIM India Balanced Advantage Fund	Feb 21	2.18	1,151	11.29	36.12%	5.02%	32%	31%	37%
Principal Balanced Advantage Fund	Dec 10	2.42	270	24.97	26.07%	3.61%	30%	35%	35%
Sundaram Balanced Advantage Fund	Mar 20	2.31	1,163	14.47	15.77%	5.02%	49%	25%	26%
Tata Balanced Advantage Fund	Jan 19	1.97	3,610	14.48	25.65%	5.81%	40%	34%	26%
Union Balanced Advantage Fund	Dec 17	2.20	1,448	14.96	39.44%	4.32%	31%	34%	36%
Average		2.11			19.22%		42%	32%	25%

Equity Savings Fund

Scheme Name	Date of Inception	^ Expense Ratio %	As on 30th Sep 2021		% Change over a quarter		% Exposure in Holdings*		
			Corpus in crs	NAV (Rs)	Corpus	NAV	Equity	Debt / Cash	Arbitrage
Aditya Birla Sun Life Equity Savings Fund	Nov 14	2.52	530	17.52	5.38%	4.97%	43%	30%	26%
Axis Equity Saver Fund	Aug 15	2.33	981	16.89	24.92%	6.83%	39%	34%	27%
Baroda Equity Savings Fund	Jul 19	2.36	405	12.26	-7.64%	3.37%	28%	33%	38%
DSP Equity Savings Fund	Mar 16	2.40	389	16.19	4.44%	4.84%	40%	33%	27%
Edelweiss Equity Savings Fund	Oct 14	2.03	295	18.30	99.19%	4.49%	37%	34%	28%
Franklin India Equity Savings Fund	Aug 18	2.15	124	12.70	2.63%	4.33%	37%	31%	33%
HDFC Equity Savings Fund	Sep 04	2.14	2,469	47.65	4.07%	4.20%	66%	34%	0%
ICICI Prudential Equity Savings Fund	Dec 14	1.03	3,986	16.77	92.23%	2.82%	15%	35%	50%
IDBI Equity Savings Fund	Mar 11	2.14	13	20.81	12.41%	4.09%	43%	27%	30%
IDFC Equity Savings Fund	Jun 08	2.33	62	24.60	4.80%	3.27%	28%	32%	40%
Invesco India Equity Savings Fund	Mar 19	2.33	167	12.57	19.93%	4.02%	35%	33%	32%
Kotak Equity Savings Fund	Oct 14	2.18	1,575	17.99	5.84%	3.76%	29%	29%	42%
L&T Equity Savings Fund	Oct 11	1.58	73	22.69	4.25%	4.38%	19%	33%	49%
Mirae Asset Equity Savings Fund	Dec 18	1.43	372	14.50	40.14%	4.99%	40%	35%	26%
Nippon India Equity Savings Fund	May 15	2.54	251	12.37	-12.70%	3.39%	40%	31%	29%
PGIM India Equity Savings Fund	Jan 04	2.36	62	39.33	34.28%	3.50%	15%	34%	51%
Principal Equity Savings Fund	May 02	2.39	101	49.44	46.71%	6.37%	46%	33%	21%

Equity Savings Fund

Scheme Name	Date of Inception	^ Expense Ratio %	As on 30th Sep 2021		% Change over a quarter		% Exposure in Holdings*		
			Corpus in crs	NAV (Rs)	Corpus	NAV	Equity	Debt / Cash	Arbitrage
SBI Equity Savings Fund	May 15	1.22	1,816	17.12	21.42%	4.01%	32%	33%	35%
Sundaram Equity Savings Fund	Dec 18	2.45	134	12.53	29.79%	3.58%	40%	28%	31%
Tata Equity Savings Fund	Apr 97	2.32	112	40.80	5.01%	4.19%	34%	33%	32%
Union Equity Savings Fund	Aug 18	2.02	176	13.24	-1.12%	4.01%	26%	34%	40%
UTI Equity Savings Fund	Aug 18	1.53	252	13.04	-1.33%	4.85%	38%	31%	31%
Average		2.08			19.76%		35%	32%	33%

Conservative Hybrid Fund

Scheme Name	Date of Inception	^ Expense Ratio %	As on 30th Sep 2021		% Change over a quarter		% Exposure in Holdings*				
			Corpus in crs	NAV (Rs)	Corpus	NAV	Equity	Debt/Cash	AAA and Equivalent	AA & Lower Rated	Avg Maturity (yrs)
Aditya Birla Sun Life Regular Savings Fund	Apr 05	2.00	1,292	49.75	6.74%	4.46%	26%	74%	60.79	13.28	4.12
Axis Regular Saver Fund	Jul 10	2.25	340	24.24	27.56%	4.77%	24%	76%	65.33	10.70	4.08
Baroda Conservative Hybrid Fund	Sep 04	2.10	31	30.67	-14.55%	3.69%	24%	76%	71.54	4.78	4.99
BNP Paribas Conservative Hybrid Fund	Sep 04	2.45	460	34.86	11.99%	3.37%	23%	77%	72.78	3.94	4.05
BOI AXA Conservative Hybrid Fund	Mar 09	2.32	51	22.92	-4.80%	3.81%	23%	77%	77.34	0.00	1.03
Canara Robeco Conservative Hybrid Fund	Mar 96	1.91	896	74.92	36.93%	3.66%	22%	78%	77.74	0.00	3.29
DSP Regular Savings Fund	May 05	2.21	232	43.93	19.61%	2.78%	21%	79%	79.16	0.00	2.18
Franklin India Debt Hybrid Fund	Sep 00	2.29	210	67.76	3.45%	2.73%	25%	75%	74.82	0.00	4.58
HDFC Hybrid Debt Fund	Dec 05	1.87	2,661	59.11	5.37%	4.28%	24%	76%	51.33	24.19	4.26
HSBC Regular Savings Fund	Feb 04	2.27	86	46.06	2.90%	4.68%	25%	75%	75.40	0.00	5.78
ICICI Prudential Regular Savings Fund	Nov 00	1.72	3,380	55.02	2.84%	5.08%	19%	81%	42.96	37.78	2.86
IDFC Regular Savings Fund	Feb 10	2.12	182	26.00	2.08%	3.44%	23%	77%	77.41	0.00	2.89
Kotak Debt Hybrid Fund	Dec 03	2.00	1,050	42.56	54.82%	5.68%	24%	76%	71.18	4.42	14.78
L&T Conservative Hybrid Fund	Aug 05	2.25	39	42.85	2.54%	3.75%	24%	76%	76.36	0.00	2.63
LIC MF Debt Hybrid Fund	Jun 03	2.27	84	66.91	3.25%	3.60%	23%	77%	77.11	0.00	1.42
Navi Regular Savings Fund	Jul 10	2.35	31	22.10	-1.81%	3.19%	25%	75%	69.29	5.63	0.71
Nippon India Hybrid Bond Fund	Jan 04	1.89	739	43.47	-4.03%	3.37%	12%	88%	26.33	61.85	2.72
Parag Parikh Conservative Hybrid Fund	May 21	0.60	467	10.40	59.75%	4.09%	23%	77%	77.14	0.00	6.38
SBI Debt Hybrid Fund	Apr 01	1.39	4,122	51.87	123.38%	4.02%	24%	76%	61.25	14.49	2.67
Sundaram Debt Oriented Hybrid Fund	Mar 10	2.18	34	23.65	7.74%	9.36%	19%	81%	72.28	9.01	1.05
UTI Regular Savings Fund	Dec 03	1.79	1,655	51.67	1.09%	8.18%	23%	77%	61.59	15.61	5.85
Average		2.01			16.52%		23%	77%			3.92

Overnight Fund

Scheme Name	Date of Inception	^ Expense Ratio %	As on 30th Sep 2021		% Change over a quarter		% Exposure in Holdings*			
			Corpus in crs	NAV (Rs)	Corpus	NAV	AAA and Equivalent	AA and Equivalent	Below AA Including FD	Avg Maturity (in days)
Aditya Birla Sun Life Overnight Fund	Nov 18	0.22	10,050	1126.63	-10.28%	0.76%	100.00	0.00	0.00	1
Axis Overnight Fund	Mar 19	0.15	9,944	1103.53	27.76%	0.77%	100.00	0.00	0.00	1
Baroda Overnight Fund	Apr 19	0.12	476	1096.64	30.26%	0.77%	100.00	0.00	0.00	1
BNP Paribas Overnight Fund	Apr 19	0.18	72	1097.42	134.15%	0.76%	100.00	0.00	0.00	1
BOI Axa Overnight Fund	Apr 19	0.17	24	1056.01	-36.83%	0.77%	100.00	0.00	0.00	1
Canara Robeco Overnight Fund	Jul 19	0.12	255	1081.83	80.74%	0.77%	100.00	0.00	0.00	1
DSP Overnight Fund	Jan 19	0.13	2,078	1117.01	71.21%	0.77%	100.00	0.00	0.00	1
Edelweiss Overnight Fund	Jul 19	0.16	984	1082.79	151.21%	0.76%	100.00	0.00	0.00	1
Franklin India Overnight Fund	May 19	0.14	162	1090.78	-2.02%	0.76%	100.00	0.00	0.00	1
HDFC Overnight Fund	Feb 02	0.20	19,504	3086.46	29.20%	0.75%	100.00	0.00	0.00	1
HSBC Overnight Fund	May 19	0.26	599	1089.58	27.88%	0.76%	100.00	0.00	0.00	1
ICICI Prudential Overnight Fund	Nov 18	0.20	10,076	112.41	-2.62%	0.75%	100.00	0.00	0.00	1
IDFC Overnight Fund	Jan 19	0.19	1,325	1111.55	-12.02%	0.75%	100.00	0.00	0.00	1
Indiabulls Overnight Fund	Jul 19	0.20	173	1081.28	15.11%	0.74%	100.00	0.00	0.00	1
Invesco India Overnight Fund	Jan 20	0.15	560	1055.66	-18.39%	0.76%	100.00	0.00	0.00	1
ITI Overnight Fund	Oct 19	0.18	11	1064.78	-26.99%	0.75%	100.00	0.00	0.00	1
JM Overnight Fund	Dec 19	0.12	57	1061.28	-43.72%	0.77%	100.00	0.00	0.00	1

Overnight Fund

Scheme Name	Date of Inception	^ Expense Ratio %	As on 30th Sep 2021		% Change over a quarter		% Exposure in Holdings*			
			Corpus in crs	NAV (Rs)	Corpus	NAV	AAA and Equivalent	AA and Equivalent	Below AA Including FD	Avg Maturity (in days)
Kotak Overnight Fund	Jan 19	0.20	9,240	1112.82	61.11%	0.75%	100.00	0.00	0.00	1
L&T Overnight Fund	Nov 06	0.20	1,996	1552.65	26.44%	0.76%	100.00	0.00	0.00	1
LIC MF Overnight Fund	Jul 19	0.20	533	1080.46	19.62%	0.76%	100.00	0.00	0.00	1
Mahindra Manulife Overnight Fund	Jul 19	0.21	78	1079.56	11.10%	0.77%	100.00	0.00	0.00	1
Mirae Asset Overnight Fund	Oct 19	0.21	572	1069.18	116.94%	0.78%	100.00	0.00	0.00	1
Nippon India Overnight Fund	Dec 18	0.19	7,372	111.91	39.82%	0.76%	100.00	0.00	0.00	1
PGIM India Overnight Fund	Aug 19	0.12	230	1077.04	8.34%	0.79%	100.00	0.00	0.00	1
SBI Overnight Fund	May 99	0.18	22,603	3370.55	22.57%	0.76%	100.00	0.00	0.00	1
Sundaram Overnight Fund	Mar 19	0.21	395	1108.52	-31.97%	0.74%	100.00	0.00	0.00	1
Tata Overnight Fund	Mar 19	0.21	3,580	1100.13	138.18%	0.75%	100.00	0.00	0.00	1
Union Overnight Fund	Mar 19	0.18	180	1098.12	141.86%	0.76%	100.00	0.00	0.00	1
UTI Overnight Fund	Dec 03	0.12	7,068	2836.88	-0.44%	0.77%	100.00	0.00	0.00	1
YES Overnight Fund	Aug 19	0.30	62	1074.06	-	0.74%	100.00	0.00	0.00	1
Average		0.18			33.39%		100.00	0.00	0.00	1

Liquid Fund

Scheme Name	Date of Inception	^ Expense Ratio %	As on 30th Sep 2021		% Change over a quarter		% Exposure in Holdings*			
			Corpus in crs	NAV (Rs)	Corpus	NAV	AAA and Equivalent	AA and Equivalent	Below AA Including FD	Avg Maturity (in days)
Aditya Birla Sun Life Liquid Fund	Jun 97	0.32	28,554	334.59	-7.31%	0.80%	97.38	2.62	0.00	55
Axis Liquid Fund	Oct 09	0.25	24,318	2309.50	0.58%	0.82%	96.92	3.08	0.00	33
Baroda Liquid Fund	Feb 09	0.26	5,139	2389.22	11.01%	0.82%	100.00	0.00	0.00	20
BNP Paribas Liquid Fund	Sep 04	0.21	878	3192.59	-20.39%	0.82%	100.00	0.00	0.00	37
BOI AXA Liquid Fund	Jul 08	0.21	299	2386.07	0.52%	0.79%	100.00	0.00	0.00	22
Canara Robeco Liquid Fund	Jan 02	0.14	1,994	2498.56	-16.87%	0.80%	100.00	0.00	0.00	22
DSP Liquidity Fund	Mar 98	0.26	7,829	2966.15	-31.47%	0.79%	100.00	0.00	0.00	26
Edelweiss Liquid Fund	Sep 08	0.37	1,573	2665.60	47.81%	0.80%	100.00	0.00	0.00	30
Franklin India Liquid fund	Apr 98	0.21	1,724	3125.38	-3.16%	0.81%	100.00	0.00	0.00	33
HDFC Liquid Fund	Sep 00	0.30	45,347	4081.45	-13.93%	0.80%	100.00	0.00	0.00	35
HSBC Cash Fund	Dec 02	0.21	3,121	2070.99	-7.43%	0.80%	100.00	0.00	0.00	40
ICICI Prudential Liquid Fund	Jun 98	0.32	34,592	307.86	-6.31%	0.80%	100.00	0.00	0.00	38
IDBI Liquid Fund	Jul 10	0.17	1,078	2232.83	-11.82%	0.82%	100.00	0.00	0.00	56
IDFC Cash Fund	Jul 01	0.19	7,606	2513.18	-10.41%	0.80%	100.00	0.00	0.00	46
IIFL Liquid Fund	Nov 13	0.25	294	1607.41	167.72%	0.74%	100.00	0.00	0.00	21
Indiabulls Liquid Fund	Oct 11	0.22	121	2018.89	-4.45%	0.74%	95.65	4.35	0.00	22
Invesco India Liquid Fund	Nov 06	0.22	4,261	2855.43	-3.60%	0.81%	100.00	0.00	0.00	35
ITI Liquid Fund	Apr 19	0.23	53	1093.86	60.05%	0.75%	100.00	0.00	0.00	5
JM Liquid Fund	Jan 98	0.20	980	56.79	-27.49%	0.82%	100.00	0.00	0.00	37
Kotak Liquid Fund	Oct 00	0.32	29,614	4206.72	0.30%	0.80%	100.00	0.00	0.00	40
L&T Liquid Fund	Nov 97	0.20	5,603	2850.96	-3.99%	0.80%	100.00	0.00	0.00	29
LIC MF Liquid Fund	Mar 02	0.25	9,609	3762.57	32.41%	0.82%	100.00	0.00	0.00	24
Mahindra Manulife Liquid Fund	Jul 16	0.25	1,611	1350.92	0.71%	0.81%	100.00	0.00	0.00	24
Mirae Asset Cash Management Fund	Mar 08	0.27	3,840	2178.78	-7.23%	0.81%	100.00	0.00	0.00	24
Motilal Oswal Liquid Fund	Dec 18	0.36	748	11.16	-0.42%	0.74%	100.00	0.00	0.00	38
Navi Liquid Fund	Feb 10	0.20	84	2269.23	25.34%	0.84%	100.00	0.00	0.00	33
Nippon India Liquid Fund	Mar 98	0.32	21,655	5076.60	-4.00%	0.80%	95.39	4.61	0.00	35
Parag Parikh Liquid Fund	May 18	0.26	1,484	1167.35	11.65%	0.78%	99.56	0.44	0.00	48
PGIM India Insta Cash Fund	Sep 07	0.25	619	270.57	-4.06%	0.80%	100.00	0.00	0.00	44
Principal Cash Management Fund	Oct 00	0.21	181	1834.99	11.98%	0.79%	100.00	0.00	0.00	17
Quant Liquid Plan	Sep 05	0.90	376	33.05	39.98%	0.85%	100.00	0.00	0.00	32
Quantum Liquid Fund	Apr 06	0.15	573	28.23	1.50%	0.80%	100.00	0.00	0.00	50
SBI Liquid Fund	Nov 03	0.28	47,363	3254.45	9.87%	0.81%	100.00	0.00	0.00	37
Sundaram Money Fund	Mar 00	0.26	2,298	43.82	-22.09%	0.82%	100.00	0.00	0.00	37
Tata Liquid Fund	Aug 98	0.33	9,286	3276.11	-4.46%	0.80%	100.00	0.00	0.00	33
Union Liquid Fund	Jun 11	0.17	1,097	1998.13	1.24%	0.82%	100.00	0.00	0.00	12
UTI Liquid Cash Plan	Jun 03	0.23	25,989	3407.34	-0.92%	0.81%	99.89	0.11	0.00	34
Yes Liquid Fund	Jan 19	0.32	35	1125.85	72.40%	0.68%	100.00	0.00	0.00	1
Average		0.27			7.45%		99.60	0.40	0.00	32

Ultra Short Duration Fund

Scheme Name	Date of Inception	Expense Ratio %	As on 30th Sep 2021		% Change over a quarter		% Exposure in Holdings*			
			Corpus in crs	NAV (Rs)	Corpus	NAV	AAA and Equivalent	AA and Equivalent	Below AA Including FD	Avg Maturity (in days)
Aditya Birla Sun Life Savings Fund	Nov 01	0.48	17,747	431.65	-5.55%	1.06%	87.93	12.07	0.00	193
Axis Ultra Short Term Fund	Sep 18	1.18	5,680	11.89	-6.77%	0.80%	89.45	10.55	0.00	135
Baroda Ultra Short Duration Fund	Jun 18	0.42	108	1217.40	-25.99%	0.90%	94.43	5.57	0.00	144
BOI AXA Ultra Short Duration Fund	Jul 08	0.59	238	2560.86	-24.27%	0.79%	100.00	0.00	0.00	142
Canara Robeco Ultra Short Term Fund	Sep 03	0.95	704	3087.33	6.82%	0.69%	100.00	0.00	0.00	117
DSP Ultra Short Fund	Jul 06	0.98	3,224	2746.01	-0.62%	0.75%	97.25	2.75	0.00	128
HDFC Ultra Short Term Fund	Sep 18	0.64	16,705	12.06	4.19%	0.93%	99.88	0.12	0.00	158
HSBC Ultra Short Duration Fund	Jan 20	0.48	1,994	1076.50	34.46%	0.92%	100.00	0.00	0.00	135
ICICI Prudential Ultra Short Term Fund	May 11	0.91	9,692	22.01	-6.25%	1.02%	68.74	29.00	2.26	150
IDBI Ultra Short Term Fund	Jan 06	0.60	328	2215.53	-15.71%	1.41%	96.33	3.67	0.00	168
IDFC Ultra Short Term Fund	Jul 18	0.43	4,729	12.12	-13.67%	0.84%	100.00	0.00	0.00	143
Invesco India Ultra Short Term Fund	Jan 07	0.89	1,059	2163.09	61.76%	0.80%	87.63	12.37	0.00	149
Kotak Savings Fund	Aug 05	0.77	12,698	34.29	20.42%	0.85%	89.78	10.22	0.00	179
L&T Ultra Short Term Fund	Nov 02	0.39	2,100	34.80	-24.19%	0.85%	100.00	0.00	0.00	128
LIC MF Ultra Short Term Fund	Nov 19	0.40	90	1073.10	51.15%	0.82%	100.00	0.00	0.00	133
Mahindra Manulife Ultra Short Term Fund	Oct 19	0.77	181	1099.25	-9.60%	0.86%	94.31	5.69	0.00	113
Mirae Asset Ultra Short Duration Fund	Oct 20	0.47	246	1034.19	-13.60%	0.90%	91.75	8.25	0.00	115
Motilal Oswal Ultra Short Term Fund	Sep 13	1.02	105	13.70	14.46%	0.68%	96.11	3.89	0.00	101
Navi Ultra Short Term Fund	Feb 10	1.60	22	2216.51	-25.83%	0.58%	100.00	0.00	0.00	175
Nippon India Ultra Short Duration Fund	Dec 01	1.12	2,872	3217.46	131.98%	3.45%	78.19	21.24	0.57	209
PGIM India Ultra Short Term Fund	Nov 08	0.75	695	27.51	28.32%	0.85%	100.00	0.00	0.00	172
Principal Ultra Short Term Fund	Dec 07	1.05	106	2206.09	-17.18%	0.68%	100.00	0.00	0.00	117
SBI Magnum Ultra Short Duration Fund	Jul 07	0.49	11,007	4757.74	-9.34%	0.88%	100.00	0.00	0.00	226
Sundaram Ultra Short Term Fund	Jun 19	1.51	937	10.98	-21.80%	0.58%	100.00	0.00	0.00	124
Tata Ultra Short Term Fund	Jan 19	1.02	1,040	11.45	-10.98%	0.83%	91.21	8.79	0.00	135
UTI Ultra Short Term Fund	Aug 03	0.94	1,933	3400.32	-8.19%	3.50%	88.48	11.52	0.00	168
YES Ultra Short Term Fund	Jun 19	0.82	71	1106.53	-	1.33%	100.00	0.00	0.00	1
Average		0.80			4.39%		94.50	5.40	0.10	143

Low Duration Fund

Scheme Name	Date of Inception	Expense Ratio %	As on 30th Sep 2021		% Change over a quarter		% Exposure in Holdings*			
			Corpus in crs	NAV (Rs)	Corpus	NAV	AAA and Equivalent	AA and Equivalent	Below AA Including FD	Avg Maturity (in days)
Aditya Birla Sun Life Low Duration Fund	May 98	1.22	17,539	526.79	-8.15%	1.04%	86.20	13.70	0.10	376
Axis Treasury Advantage Fund	Mar 10	0.61	10,509	2451.69	1.16%	1.08%	88.92	11.08	0.00	386
Baroda Treasury Advantage Fund	Jun 09	0.90	30	1582.12	-7.45%	0.91%	100.00	0.00	0.00	344
BNP Paribas Low Duration Fund	Oct 05	1.10	358	32.37	19.18%	0.91%	86.65	13.35	0.00	245
Canara Robeco Savings Fund	Mar 05	0.60	1,237	33.66	-15.18%	0.90%	100.00	0.00	0.00	219
DSP Low Duration Fund	Mar 15	0.59	4,904	15.82	22.06%	1.00%	100.00	0.00	0.00	237
HDFC Low Duration Fund	Nov 99	1.04	22,082	46.07	-15.31%	1.16%	89.33	10.67	0.00	829
HSBC Low Duration Fund	Oct 06	1.02	250	16.49	15.88%	0.94%	100.00	0.00	0.00	310
ICICI Prudential Savings Fund	Mar 05	0.52	28,496	428.14	-11.23%	1.54%	90.71	9.29	0.00	1672
IDFC Low Duration Fund	Feb 03	0.52	8,617	30.82	-6.02%	0.97%	100.00	0.00	0.00	261
Invesco India Treasury Advantage Fund	Jan 07	0.65	3,573	3022.07	2.57%	0.94%	100.00	0.00	0.00	267
JM Low Duration Fund	Sep 06	0.66	136	29.70	4.99%	0.90%	85.70	14.30	0.00	245
Kotak Low Duration Fund	Mar 08	1.19	10,205	2687.48	-26.32%	1.18%	84.13	15.82	0.05	741
L&T Low Duration Fund	Nov 02	0.93	1,327	22.60	56.42%	1.00%	86.07	13.93	0.00	248
LIC MF Savings Fund	Jun 03	0.83	1,527	31.91	22.81%	0.92%	100.00	0.00	0.00	188
Mahindra Manulife Low Duration Fund	Feb 17	1.16	642	1318.87	-8.43%	0.90%	89.65	10.35	0.00	241
Mirae Asset Savings Fund	Mar 08	0.92	987	1814.28	-11.30%	0.91%	92.82	7.18	0.00	286
Nippon India Low Duration Fund	Mar 07	1.04	8,298	2991.83	-11.42%	1.14%	89.55	10.45	0.00	290
PGIM India Low Duration Fund	Jun 07	1.19	83	23.73	44.70%	0.80%	95.09	4.91	0.00	237
Principal Low Duration Fund	Sep 04	0.54	58	2781.78	-15.14%	0.93%	100.00	0.00	0.00	208
SBI Magnum Low Duration Fund	Jul 07	0.96	12,841	2801.21	-2.48%	0.95%	91.73	8.27	0.00	431
Sundaram Low Duration Fund	Apr 07	1.02	531	28.56	40.73%	9.12%	96.49	3.51	0.00	208
Tata Treasury Advantage Fund	Sep 05	0.54	2,468	3138.36	-1.39%	1.05%	100.00	0.00	0.00	211
UTI Treasury Advantage Fund	Jul 99	0.43	3,637	2797.64	-5.61%	5.84%	87.73	12.12	0.15	785
Average		0.84			3.55%		93.37	6.62	0.01	394

Money Market Fund

Scheme Name	Date of Inception	^ Expense Ratio %	As on 30th Sep 2021		% Change over a quarter		% Exposure in Holdings*			
			Corpus in crs	NAV (Rs)	Corpus	NAV	AAA and Equivalent	AA and Equivalent	Below AA Including FD	Avg Maturity (in days)
Aditya Birla Sun Life Money Manager Fund	Jun 05	0.33	14,464	290.53	6.18%	0.98%	98.27	1.73	0.00	120
Axis Money Market Fund	Aug 19	0.35	3,372	1125.21	46.19%	0.96%	100.00	0.00	0.00	118
Baroda Money Market Fund	Jul 19	0.39	25	1100.26	136.08%	0.76%	100.00	0.00	0.00	106
DSP Savings Fund	Sep 99	0.48	2,808	42.05	4.38%	0.95%	100.00	0.00	0.00	175
Edelweiss Dynamic Bond Fund	Jun 08	0.97	343	23.11	8.58%	0.77%	100.00	0.00	0.00	142
Franklin India Savings Fund	Feb 02	0.29	1,004	39.65	-4.72%	0.96%	100.00	0.00	0.00	150
HDFC Money Market Fund	Nov 99	0.35	14,252	4503.47	2.88%	0.96%	100.00	0.00	0.00	119
ICICI Prudential Money Market Fund	Mar 06	0.33	13,155	298.54	15.09%	0.94%	100.00	0.00	0.00	95
IDFC Money Manager Fund	Feb 03	0.88	2,738	32.37	-7.25%	0.74%	100.00	0.00	0.00	102
Invesco India Money Market Fund	Aug 09	0.55	2,440	2434.90	34.17%	0.92%	100.00	0.00	0.00	159
Kotak Money Market Fund	Jul 03	0.33	11,436	3531.31	17.53%	0.97%	100.00	0.00	0.00	120
L&T Money Market Fund	Aug 05	0.72	1,277	21.07	40.28%	0.77%	100.00	0.00	0.00	146
Nippon India Money Market Fund	Jun 06	0.28	8,561	3255.89	16.97%	0.95%	100.00	0.00	0.00	110
PGIM India Money Market Fund	Mar 20	1.03	95	1058.59	-11.08%	0.81%	100.00	0.00	0.00	186
SBI Savings Fund	Jul 04	0.76	24,968	33.12	11.56%	0.86%	100.00	0.00	0.00	113
Sundaram Money Market Fund	Oct 18	0.33	72	11.88	-21.07%	0.88%	100.00	0.00	0.00	51
Tata Money Market Fund	Sep 04	0.43	6,945	3712.23	79.72%	0.99%	100.00	0.00	0.00	150
UTI Money Market Fund	Apr 97	0.27	8,822	2419.32	32.96%	0.97%	99.89	0.11	0.00	86
Average		0.50			22.69%		99.90	0.10	0.00	125

Short Duration Fund

Scheme Name	Date of Inception	^ Expense Ratio %	As on 30th Sep 2021		% Change over a quarter		% Exposure in Holdings*			
			Corpus in crs	NAV (Rs)	Corpus	NAV	AAA and Equivalent	AA and Equivalent	Below AA Including FD	Avg Maturity (in yrs)
Aditya Birla Sun Life Short Term Fund	May 03	1.11	8,227	37.65	6.49%	1.56%	86.23	12.86	0.91	2.32
Axis Short Term Fund	Mar 10	0.99	12,338	24.53	1.28%	1.44%	89.39	10.61	0.00	2.68
Baroda Short Term Bond Fund	Jun 10	1.06	265	23.43	-24.18%	1.33%	79.47	20.53	0.00	1.92
BNP Paribas Short Term Fund	Sep 04	1.03	406	25.14	9.68%	1.39%	88.81	11.19	0.00	1.87
BOI AXA Short Term Income Fund	Dec 08	1.09	29	17.41	-4.34%	0.65%	100.00	0.00	0.00	1.25
Canara Robeco Short Duration Fund	Mar 09	1.02	971	20.70	-9.91%	1.10%	100.00	0.00	0.00	1.88
DSP Short Term Fund	Sep 02	0.93	3,310	37.56	-3.59%	1.28%	100.00	0.00	0.00	1.82
HDFC Short Term Debt Fund	Jun 10	0.79	19,436	25.33	7.88%	1.58%	88.10	11.90	0.00	3.19
HSBC Short Duration Fund	Dec 02	1.29	326	31.79	58.39%	1.29%	100.00	0.00	0.00	1.78
ICICI Prudential Short Term Fund	Oct 01	1.13	21,345	47.20	2.02%	1.53%	83.01	16.99	0.00	3.10
IDBI Short Term Bond Fund	Mar 11	0.75	29	22.12	15.81%	9.60%	89.64	10.36	0.00	3.28
IDFC Bond Fund - Short Term Plan	Dec 00	0.77	12,708	45.75	-7.24%	1.32%	100.00	0.00	0.00	2.25
Indiabulls Short Term Fund	Sep 13	1.43	26	1726.27	0.18%	1.17%	100.00	0.00	0.00	2.14
Invesco India Short Term Fund	Mar 07	1.20	1,307	2888.35	3.21%	1.26%	100.00	0.00	0.00	2.10
Kotak Bond Short Term Fund	May 02	1.16	17,160	42.06	-1.33%	1.66%	100.00	0.00	0.00	3.48
L&T Short Term Bond Fund	Dec 10	0.75	4,526	21.35	-4.35%	1.25%	100.00	0.00	0.00	1.70
LIC MF Short Term Debt Fund	Feb 19	1.44	397	11.96	-12.48%	1.20%	100.00	0.00	0.00	2.04
Mirae Asset Short Term Fund	Mar 18	1.14	675	12.71	-6.42%	1.34%	98.50	1.50	0.00	1.83
Nippon India Short Term Fund	Dec 02	1.15	10,553	42.08	14.10%	1.61%	87.78	12.22	0.00	2.41
PGIM India Short Maturity Fund	Jan 03	1.45	37	36.31	-9.87%	1.24%	93.16	6.84	0.00	2.49
Principal Short Term Debt Fund	Apr 02	1.03	106	35.26	-21.49%	1.48%	100.00	0.00	0.00	2.94
SBI Short Term Debt Fund	Aug 07	0.85	20,780	25.67	-7.97%	1.43%	91.87	8.13	0.00	2.28
Sundaram Short Term Debt Fund	Apr 02	1.01	380	36.07	28.39%	10.48%	95.98	4.02	0.00	1.64
Tata Short Term Bond Fund	Aug 02	1.23	3,182	38.77	8.50%	1.26%	100.00	0.00	0.00	1.75
UTI Short Term Income Fund	Aug 07	0.95	3,732	25.16	9.13%	5.87%	85.79	14.21	0.00	2.62
Average		1.07			2.08%		94.31	5.65	0.04	2.27

Medium Duration Fund

Scheme Name	Date of Inception	^ Expense Ratio %	As on 30th Sep 2021		% Change over a quarter		% Exposure in Holdings*			
			Corpus in crs	NAV (Rs)	Corpus	NAV	AAA and Equivalent	AA and Equivalent	Below AA Including FD	Avg Maturity (in yrs)
Aditya Birla Sun Life Medium Term Plan	Mar 09	1.59	1,716	25.02	-5.20%	1.92%	34.59	46.32	19.09	4.44
Axis Strategic Bond Fund	Mar 12	1.10	1,519	21.90	10.94%	1.96%	59.18	34.97	5.84	4.52
BNP Paribas Medium Term Fund	Mar 14	0.99	26	15.23	-10.55%	1.49%	100.00	0.00	0.00	4.17
DSP Bond Fund	Apr 97	0.77	365	65.31	31.34%	1.54%	97.78	2.22	0.00	4.01
HDFC Medium Term Debt Fund	Feb 02	1.31	3,488	45.08	16.34%	2.04%	70.17	29.21	0.62	3.93
ICICI Prudential Medium Term Bond Fund	Sep 04	1.41	6,801	35.22	3.92%	1.83%	43.22	56.78	0.00	3.70

Medium Duration Fund

Scheme Name	Date of Inception	Expense Ratio %	As on 30th Sep 2021		% Change over a quarter		% Exposure in Holdings*			
			Corpus in crs	NAV (Rs)	Corpus	NAV	AAA and Equivalent	AA and Equivalent	Below AA Including FD	Avg Maturity (in yrs)
IDFC Bond Fund - Medium Term Plan	Jul 03	1.46	4,019	37.57	3.46%	1.39%	99.99	0.00	0.01	3.81
Kotak Medium Term Fund	Mar 14	1.59	3,023	18.06	46.11%	2.24%	83.35	9.23	7.42	5.44
L&T Resurgent India Bond Fund	Feb 15	1.45	1,205	16.31	58.51%	1.96%	86.41	13.59	0.00	3.56
Nippon India Strategic Debt Fund	Sep 00	1.98	270	12.46	7.17%	15.41%	81.22	18.78	0.00	2.79
SBI Magnum Medium Duration Fund	Nov 03	1.21	9,793	40.59	4.05%	1.68%	56.96	40.94	2.09	4.04
Sundaram Medium Term Bond Fund	Dec 97	2.15	68	58.97	-9.74%	1.38%	100.00	0.00	0.00	4.17
Tata Medium Term Fund	Nov 02	1.39	74	29.29	1.03%	2.07%	76.31	23.69	0.00	3.71
Union Medium Duration Fund	Sep 20	1.12	329	10.54	-7.96%	1.95%	100.00	0.00	0.00	3.60
UTI Medium Term Fund	Mar 15	1.61	67	14.85	-5.02%	4.75%	64.22	28.39	7.39	4.38
Average		1.41			9.63%		76.89	20.27	2.83	4.02

Medium to Long Duration Fund

Scheme Name	Date of Inception	Expense Ratio %	As on 30th Sep 2021		% Change over a quarter		% Exposure in Holdings*			
			Corpus in crs	NAV (Rs)	Corpus	NAV	Gsec/SOV	AAA and Equivalent	AA Equivalent & Below	Avg Maturity (in yrs)
Aditya Birla Sun Life Income Fund	Oct 95	0.80	2,417	101.39	29.45%	2.22%	49.46	50.54	0.00	4.18
Canara Robeco Income Fund	Sep 02	1.88	146	46.34	0.65%	1.49%	66.99	33.01	0.00	8.68
HDFC Income Fund	Sep 00	2.18	638	47.74	-1.72%	1.60%	37.01	62.99	0.00	6.29
HSBC Debt Fund	Dec 02	2.07	35	35.34	6.22%	2.01%	95.27	4.73	0.00	7.12
ICICI Prudential Bond Fund	Aug 08	1.20	3,352	31.79	-18.28%	1.74%	30.21	69.79	0.00	6.41
IDFC Bond Fund - Income Plan	Jul 00	1.97	685	54.32	-2.45%	1.38%	97.18	2.82	0.00	4.68
JM Income Fund	Apr 95	1.34	17	50.96	24.14%	1.93%	75.04	24.96	0.00	5.11
Kotak Bond Fund	Nov 99	1.73	2,071	62.62	39.08%	2.31%	84.86	15.14	0.00	7.81
LIC MF Bond Fund	Mar 99	1.21	151	57.81	-9.08%	0.87%	79.72	20.28	0.00	2.81
Nippon India Income Fund	Dec 97	1.73	285	72.45	-3.87%	1.96%	69.74	30.26	0.00	11.60
SBI Magnum Income Fund	Nov 98	1.46	1,743	56.59	-1.38%	1.80%	41.35	17.01	41.64	7.04
Tata Income Fund	Mar 97	1.96	56	66.56	-1.75%	1.54%	19.36	80.64	0.00	6.05
UTI Bond Fund	May 98	1.62	283	55.22	3.83%	8.48%	56.55	24.21	19.23	5.72
Average		1.63			4.99%		61.75	33.57	4.68	6.42

Dynamic Bond Fund

Scheme Name	Date of Inception	Expense Ratio %	As on 30th Sep 2021		% Change over a quarter		% Exposure in Holdings*			
			Corpus in crs	NAV (Rs)	Corpus	NAV	Gsec/SOV	AAA and Equivalent	AA Equivalent & Below	Avg Maturity (in yrs)
Aditya Birla Sun Life Dynamic Bond Fund	Sep 04	1.65	1,584	35.66	-2.28%	1.73%	23.46	31.89	44.64	4.81
Axis Dynamic Bond Fund	Apr 11	0.67	1,872	23.80	-6.62%	1.97%	28.43	71.57	0.00	8.33
Baroda Dynamic Bond Fund	Jun 12	1.52	19	18.82	-8.46%	1.91%	89.35	10.65	0.00	5.35
BNP Paribas Flexi Debt Fund	Sep 04	1.85	117	36.63	0.40%	1.28%	71.81	28.19	0.00	4.63
Canara Robeco Dynamic Bond Fund	May 09	1.75	124	24.26	5.89%	1.06%	71.35	28.65	0.00	3.07
DSP Strategic Bond Fund	May 07	1.15	714	2686.16	17.54%	2.10%	54.00	46.00	0.00	7.77
HDFC Dynamic Debt Fund	Apr 97	1.79	511	73.08	19.05%	1.38%	72.95	25.44	1.62	5.98
HSBC Flexi Debt Fund	Oct 07	1.73	56	28.79	-7.33%	1.44%	81.85	18.15	0.00	7.30
ICICI Prudential All Seasons Bond Fund	Mar 02	1.40	6,124	28.89	3.35%	1.75%	22.55	41.75	35.70	4.64
IDBI Dynamic Bond Fund	Feb 12	1.21	28	17.99	30.16%	3.00%	68.18	21.81	10.01	8.02
IDFC Dynamic Bond Fund	Jun 02	1.61	3,812	27.72	15.78%	1.44%	93.28	6.72	0.00	4.52
IIFL Dynamic Bond Fund	Jun 13	0.52	754	17.57	8.73%	2.20%	16.35	63.18	20.47	4.09
Indiabulls Dynamic Bond Fund	Dec 18	0.74	24	1214.51	1.53%	1.69%	63.56	36.44	0.00	2.77
Kotak Dynamic Bond Fund	May 08	1.26	2,964	30.03	4.08%	2.11%	65.31	29.96	4.73	8.17
L&T Flexi Bond Fund	Aug 06	1.62	64	23.85	-2.22%	1.54%	49.59	50.41	0.00	3.72
Mahindra Manulife Dynamic Bond Yojana	Aug 18	1.62	116	11.84	-5.56%	1.11%	56.57	34.83	8.61	3.59
Mirae Asset Dynamic Bond Fund	Mar 17	1.44	139	13.44	-4.57%	1.15%	36.89	63.11	0.00	3.28
Nippon India Dynamic Bond Fund	Nov 04	0.70	3,085	29.68	14.06%	1.57%	95.19	4.81	0.00	8.78
PGIM India Dynamic Bond Fund	Jan 12	1.80	114	2136.06	7.67%	1.62%	62.77	37.23	0.00	6.61
Quantum Dynamic Bond Fund	May 15	0.60	84	16.82	5.50%	1.83%	65.59	34.41	0.00	2.15
SBI Dynamic Bond Fund	Jan 04	1.65	2,844	28.20	-7.42%	1.25%	59.43	40.57	0.00	7.60
Tata Dynamic Bond Fund	Sep 03	0.73	216	33.13	-1.68%	1.73%	12.11	73.83	14.06	1.55
Union Dynamic Bond Fund	Feb 12	1.50	131	19.32	-7.00%	1.93%	74.46	25.54	0.00	8.19
UTI Dynamic Bond Fund	Jun 10	1.59	247	23.28	11.15%	9.90%	52.84	20.91	26.25	5.28
Average		1.34			3.82%		57.83	35.25	6.92	5.43

Corporate Bond Fund

Scheme Name	Date of Inception	^ Expense Ratio %	As on 30th Sep 2021		% Change over a quarter		% Exposure in Holdings*			
			Corpus in crs	NAV (Rs)	Corpus	NAV	Gsec/SOV	AAA and Equivalent	AA Equivalent & Below	Avg Maturity (in yrs)
Aditya Birla Sun Life Corporate Bond Fund	Mar 97	0.46	22,271	88.57	-7.85%	1.56%	24.63	71.11	4.26	3.03
Axis Corporate Debt Fund	Jul 17	0.93	5,483	13.53	12.45%	1.43%	19.75	80.24	0.00	2.76
BNP Paribas Corporate Bond Fund	Nov 08	1.01	24	22.12	-2.02%	1.01%	8.42	91.58	0.00	2.78
Canara Robeco Corporate Bond Fund	Feb 14	1.03	275	17.75	-10.19%	1.22%	14.91	85.09	0.00	2.24
DSP Corporate Bond Fund	Sep 18	0.50	2,251	12.96	-15.72%	0.95%	15.11	84.89	0.00	0.52
Franklin India Corporate Debt Fund	Jun 97	0.85	836	79.15	-2.51%	1.41%	16.66	79.90	3.44	2.59
HDFC Corporate Bond Fund	Jun 10	0.61	28,361	25.75	6.23%	1.83%	17.41	82.59	0.00	4.31
HSBC Corporate Bond Fund	Sep 20	0.76	245	10.47	-27.87%	1.61%	8.27	91.73	0.00	2.54
ICICI Prudential Corporate Bond Fund	Sep 04	0.59	20,980	23.36	3.47%	1.65%	24.50	75.50	0.00	5.56
IDFC Corporate Bond Fund	Jan 16	0.57	20,869	15.48	0.57%	1.69%	25.08	74.92	0.00	2.49
Invesco India Corporate Bond Fund	Aug 07	0.65	3,724	2545.41	22.90%	1.51%	17.50	82.50	0.00	2.51
Kotak Corporate Bond Fund	Sep 07	0.67	10,541	2987.28	7.03%	1.67%	23.53	76.47	0.00	2.81
L&T Triple Ace Bond Fund	Mar 97	0.63	8,984	59.02	8.38%	2.36%	26.15	73.85	0.00	6.88
Mirae Asset Corp Bond Fund	Mar 21	0.89	129	10.30	4.50%	1.47%	2.05	97.95	0.00	2.13
Nippon India Corporate Bond Fund	Sep 00	0.64	3,977	46.84	49.36%	1.71%	11.24	76.55	12.21	2.04
PGIM India Premier Bond Fund	Jan 03	0.85	70	34.81	-13.71%	1.62%	16.91	74.40	8.69	2.82
SBI Corporate Bond Fund	Feb 19	0.80	25,517	12.39	-13.22%	1.40%	16.66	83.34	0.00	2.26
Sundaram Corporate Bond Fund	Dec 04	0.54	1,148	32.09	1.47%	1.36%	10.85	89.15	0.00	1.58
Union Corporate Bond Fund	May 18	0.89	449	12.33	13.16%	1.52%	11.38	88.62	0.00	2.51
UTI Corporate Bond Fund	Aug 18	0.57	4,167	13.04	12.89%	1.51%	18.23	81.74	0.03	2.56
Average		0.72			2.47%		16.46	82.11	1.43	2.85

Credit Risk Fund

Scheme Name	Date of Inception	^ Expense Ratio %	As on 30th Sep 2021		% Change over a quarter		% Exposure in Holdings*			
			Corpus in crs	NAV (Rs)	Corpus	NAV	AAA and Equivalent	AA and Equivalent	Below AA Including FD	Avg Maturity (in yrs)
Aditya Birla Sun Life Credit Risk Fund	Apr 15	1.92	1,451	15.87	-1.37%	1.67%	37.69	53.33	8.98	2.67
Axis Credit Risk Fund	Jul 15	1.68	741	16.86	7.00%	1.77%	42.68	48.58	8.74	2.30
Baroda Credit Risk Fund	Jan 15	1.84	206	17.30	3.03%	10.10%	42.30	53.63	4.07	2.42
BOI AXA Credit Risk Fund	Feb 15	1.51	74	4.32	1.00%	1.77%	77.49	0.00	22.51	0.70
DSP Credit Risk Fund	May 03	1.62	251	30.72	-7.59%	0.45%	48.51	51.49	0.00	0.53
HDFC Credit Risk Debt Fund	Mar 14	1.63	8,607	19.07	10.58%	2.00%	48.71	44.49	6.80	3.17
ICICI Prudential Credit Risk Fund	Dec 10	1.57	8,053	24.53	5.60%	1.58%	27.29	58.64	14.07	2.37
IDBI Credit Risk Fund	Mar 14	1.35	49	14.95	18.06%	11.55%	38.20	61.80	0.00	4.34
IDFC Credit Risk Fund	Mar 17	1.60	840	13.43	-0.75%	1.74%	64.40	35.60	0.00	3.57
Invesco India Credit Risk Fund	Sep 13	1.50	126	1475.32	-0.77%	1.22%	75.85	24.15	0.00	2.33
Kotak Credit Risk Fund	May 10	1.76	1,818	24.20	1.84%	1.82%	36.18	50.81	13.02	3.48
L&T Credit Risk Fund	Oct 09	1.66	183	23.23	-9.18%	2.99%	45.76	54.24	0.00	2.11
Nippon India Credit Risk Fund	Jun 05	1.64	1,014	27.12	0.57%	8.26%	39.68	44.28	16.04	2.59
PGIM India Credit Risk Fund	Sep 14	1.81	45	15.46	-1.47%	3.93%	70.95	29.05	0.00	1.19
SBI Credit Risk Fund	Jul 14	1.55	3,380	35.49	-2.66%	1.86%	42.11	50.62	7.27	2.46
UTI Credit Risk Fund	Nov 12	1.63	612	13.50	72.82%	16.99%	54.68	39.59	5.73	2.48
Average		1.64			6.04%		49.53	43.77	6.70	2.42

Banking and PSU Fund

Scheme Name	Date of Inception	^ Expense Ratio %	As on 30th Sep 2021		% Change over a quarter		% Exposure in Holdings*			
			Corpus in crs	NAV (Rs)	Corpus	NAV	Gsec/SOV	AAA and Equivalent	AA Equivalent & Below	Avg Maturity (in yrs)
Aditya Birla Sun Life Banking & PSU Debt Fund	Oct 99	0.67	15,823	291.76	-6.13%	1.54%	13.56	83.77	2.68	2.76
Axis Banking & PSU Debt Fund	Jun 12	0.62	16,745	2105.70	1.50%	1.16%	9.44	90.56	0.00	1.14
Baroda Banking & PSU Bond Fund	Dec 20	0.80	245	10.31	-18.24%	1.61%	17.17	82.83	0.00	2.44
DSP Banking & PSU Debt Fund	Sep 13	0.55	3,247	19.17	-7.19%	1.37%	10.90	89.10	0.00	2.14
Edelweiss Banking and PSU Debt Fund	Sep 13	0.64	458	19.80	-7.57%	2.42%	10.06	89.94	0.00	7.74
Franklin India Banking & PSU Debt Fund	Apr 14	0.53	841	17.96	-3.70%	1.40%	18.74	80.05	1.21	2.86
HDFC Banking and PSU Debt Fund	Mar 14	0.82	9,528	18.37	-4.02%	1.50%	11.66	73.52	14.82	4.23
ICICI Prudential Banking & PSU Debt Fund	Jan 10	0.80	13,950	25.83	-2.76%	1.90%	26.63	54.70	18.67	8.41
IDFC Banking & PSU Debt Fund	Mar 13	0.63	19,205	19.70	4.90%	1.29%	11.54	88.46	0.00	1.51
Invesco India Banking & PSU Debt Fund	Dec 12	0.65	242	1859.35	-54.68%	1.84%	22.04	77.96	0.00	8.32

Banking and PSU Fund

Scheme Name	Date of Inception	^ Expense Ratio %	As on 30th Sep 2021		% Change over a quarter		% Exposure in Holdings*			
			Corpus in crs	NAV (Rs)	Corpus	NAV	Gsec/SOV	AAA and Equivalent	AA Equivalent & Below	Avg Maturity (in yrs)
ITI Banking & PSU Debt Fund	Oct 20	0.82	24	10.42	12.65%	1.46%	13.09	86.91	0.00	2.32
Kotak Banking & PSU Debt Fund	Dec 98	0.77	9,332	52.01	0.45%	1.83%	22.81	64.11	13.09	4.94
L&T Banking and PSU Debt Fund	Sep 07	0.61	4,963	19.89	6.07%	1.37%	19.54	80.46	0.00	1.79
LIC MF Banking & PSU Debt Fund	May 07	0.83	1,959	27.96	-10.96%	1.05%	17.69	82.31	0.00	1.60
Mirae Asset Banking & PSU Debt Fund	Jul 20	0.82	201	10.47	-10.73%	1.35%	1.57	98.43	0.00	2.42
Nippon India Banking & PSU Debt Fund	May 15	0.79	6,697	16.59	4.49%	1.63%	10.67	89.25	0.08	3.49
PGIM India Banking & PSU Debt Fund	Mar 13	0.80	79	19.59	-16.01%	1.69%	9.04	82.56	8.40	3.70
SBI Banking & PSU Fund	Oct 09	0.81	12,202	2513.01	-13.33%	1.32%	17.37	80.52	2.11	2.67
Sundaram Banking & PSU Debt Fund	Mar 15	0.40	883	34.44	-0.20%	0.76%	8.48	91.52	0.00	0.92
Tata Banking & PSU Debt Fund	Oct 19	0.71	494	11.54	3.48%	1.64%	18.06	79.93	2.01	3.11
UTI Banking & PSU Debt Fund	Jan 14	0.30	222	16.45	-13.60%	1.07%	2.29	95.30	2.41	0.85
Average		0.68			-6.45%		13.92	82.96	3.12	3.30

Floater Fund

Scheme Name	Date of Inception	^ Expense Ratio %	As on 30th Sep 2021		% Change over a quarter		% Exposure in Holdings*			
			Corpus in crs	NAV (Rs)	Corpus	NAV	AAA and Equivalent	AA and Equivalent	Below AA Including FD	Avg Maturity (in yrs)
Aditya Birla Sun Life Floating Rate Fund	Jun 05	0.42	19,583	272.84	22.58%	1.31%	100.00	0.00	0.00	1.53
DSP Floater Fund	Mar 21	0.53	2,413	10.36	9.49%	1.63%	100.00	0.00	0.00	2.06
Franklin India Floating Rate Fund	Apr 01	0.97	376	32.09	19.58%	1.31%	94.64	5.36	0.00	3.99
HDFC Floating Rate Debt Fund	Jan 05	0.48	24,158	39.01	28.91%	1.47%	88.21	11.79	0.00	3.13
ICICI Prudential Floating Interest Fund	Mar 03	1.30	14,680	335.80	18.35%	1.94%	81.79	18.21	0.00	6.72
IDFC Floating Rate Fund	Feb 21	0.75	1,260	10.24	53.41%	1.01%	97.16	2.82	0.02	1.17
Kotak Floating Rate Fund	May 09	0.62	8,734	1196.60	71.15%	2.00%	95.34	4.66	0.00	4.10
Nippon India Floating Rate Fund	Sep 05	0.57	20,566	35.65	18.69%	1.46%	99.95	0.00	0.05	1.97
SBI Floating Rate Debt Fund	Oct 20	0.46	2,826	10.46	592.48%	1.56%	97.60	2.40	0.00	5.23
UTI Floater Fund	Oct 18	0.85	3,001	1208.22	15.00%	1.25%	99.74	0.00	0.26	3.36
Average		0.70			84.96%		95.44	4.52	0.03	3.33

Gilt Fund

Scheme Name	Date of Inception	^ Expense Ratio %	As on 30th Sep 2021		% Change over a quarter		Avg Maturity (in yrs)
			Corpus in crs	NAV (Rs)	Corpus	NAV	
Aditya Birla SL Government Securities Fund	Sep 99	0.94	971	65.63	10.27%	2.12%	4.92
Axis Gilt Fund	Jan 12	1.00	150	20.37	-2.15%	1.91%	13.35
Baroda Gilt Fund	Mar 02	1.86	29	34.11	1.78%	2.01%	6.18
Canara Robeco Gilt Fund	Dec 99	1.25	87	61.24	-6.89%	1.36%	5.11
DSP Government Securities Fund	Sep 99	1.05	439	75.93	-4.87%	2.02%	6.85
Edelweiss Government Securities Fund	Feb 14	1.32	113	19.79	15.46%	2.35%	13.56
Franklin India Government Securities Fund	Jun 99	1.06	199	48.45	-5.81%	1.84%	7.17
HDFC Gilt Fund	Jul 01	0.91	1,560	44.72	-2.24%	2.04%	7.02
ICICI Prudential Gilt Fund	Aug 99	1.17	3,243	80.81	-13.28%	2.76%	18.31
IDBI Gilt Fund	Dec 12	1.21	25	17.48	58.61%	1.26%	7.97
IDFC Gov Sec. Fund-Inv Plan	Mar 04	1.24	1,957	28.36	-0.60%	1.58%	4.53
Invesco India Gilt Fund	Feb 08	1.25	24	2274.76	-6.69%	1.16%	15.12
Kotak Gilt Fund	Dec 98	1.46	1,789	78.52	106.85%	2.62%	11.24
L&T Gilt Fund	Mar 00	1.70	258	54.81	-2.61%	1.62%	3.70
LIC MF Gilt Fund	Nov 99	1.48	72	48.95	50.67%	0.90%	2.98
Nippon India Gilt Securities Fund	Aug 08	1.56	1,328	30.90	-3.25%	1.91%	8.97
PGIM India Gilt Fund	Oct 08	1.45	136	24.57	3.09%	1.71%	6.58
SBI Magnum Gilt Fund	Dec 00	0.95	3,689	51.76	-0.60%	1.61%	8.94
Tata Gilt Securities Fund	Sep 99	1.74	199	62.88	-5.92%	1.73%	6.97
UTI Gilt Fund	Jan 02	0.92	619	50.49	-17.12%	1.84%	6.89
Average		1.28			8.74%		8.32

Gilt Fund with 10 yr constant duration

Scheme Name	Date of Inception	^ Expense Ratio %	As on 30th Sep 2021		% Change over a quarter		Avg Maturity (in yrs)
			Corpus in crs	NAV (Rs)	Corpus	NAV	
DSP 10Y G-Sec Fund	Sep 99	0.51	42	17.74	-6.47%	-0.46%	9.76
ICICI Prudential Constant Maturity Gilt Fund	Nov 03	0.39	382	19.69	17.57%	2.36%	10.07
IDFC Government Securities Fund - Constant Maturity Plan	Sep 14	0.62	270	36.69	-13.41%	2.00%	8.99
SBI Magnum Constant Maturity Fund	Apr 01	0.63	817	50.99	0.13%	2.26%	9.56
Average		0.54			-0.54%		9.60

SIP RETURN AS ON 30TH SEP 2021

Starting - October Month of	2020	2019	2018	2017	2016	2015	2014	2011	2009	2006	2001
Years	1	2	3	4	5	6	7	10	12	15	20
Invested Amount	120,000	240,000	360,000	480,000	600,000	720,000	840,000	1,200,000	1,440,000	1,800,000	2400000
Schemes (Diversified Equity Schemes)	Returns % - CAGR										
Aditya Birla Sun Life Dividend Yield Fund - Gr	52.41	42.96	29.91	20.95	16.96	15.35	13.59	13.18	12.34	13.07	NA
Aditya Birla Sun Life Equity Advantage Fund - Gr	55.30	47.27	33.53	24.21	20.18	18.73	17.31	18.16	16.60	15.27	16.83
Aditya Birla Sun Life Flexi Cap Fund - Gr	49.53	43.18	30.67	23.02	19.69	18.79	17.51	18.33	16.83	15.72	19.30
Aditya Birla Sun Life Focused Equity Fund - Gr	45.31	38.65	28.05	21.48	18.56	17.32	15.86	16.19	15.32	14.69	NA
Aditya Birla Sun Life Frontline Equity Fund - Gr	46.81	40.23	28.10	21.17	18.18	16.92	15.50	15.79	14.89	14.75	NA
Aditya Birla Sun Life Midcap Fund - Gr	68.57	53.22	34.48	23.58	19.04	17.35	15.99	17.29	15.97	15.68	NA
Aditya Birla Sun Life Pure Value Fund - Gr	52.85	46.40	28.93	18.17	14.48	13.60	12.78	16.16	15.58	NA	NA
Aditya Birla Sun Life Small Cap Fund - Gr	71.03	61.10	37.59	24.25	19.14	17.54	16.40	17.90	16.68	NA	NA
Axis Bluechip Fund - Gr	40.79	35.17	27.91	23.17	21.56	20.20	18.41	17.57	NA	NA	NA
Axis Flexi Cap Fund - Gr	48.18	38.91	30.11	NA	NA	NA	NA	NA	NA	NA	NA
Axis Focused 25 Fund - Gr	50.27	41.70	31.68	24.81	22.51	21.46	19.87	NA	NA	NA	NA
Axis Growth Opportunities Fund - Gr	60.61	50.19	38.09	NA	NA	NA	NA	NA	NA	NA	NA
Axis MidCap Fund - Gr	57.52	48.36	37.25	29.53	26.38	24.13	21.73	22.00	NA	NA	NA
Axis Large Cap Fund - Gr	71.30	57.63	43.47	33.35	28.49	25.77	23.44	NA	NA	NA	NA
Baroda Large Cap Fund - Gr	39.92	35.68	26.43	20.53	17.48	16.30	14.53	13.67	NA	NA	NA
Baroda Mid-cap Fund - Gr	71.64	58.97	41.15	29.32	24.26	21.69	18.52	14.14	NA	NA	NA
Baroda Multi Cap Fund - Gr Plan	65.45	51.44	36.04	26.41	22.01	19.85	17.68	16.33	14.50	13.62	NA
BNP Paribas Focused 25 Equity Fund - Gr	41.64	35.48	26.50	19.62	NA	NA	NA	NA	NA	NA	NA
BNP Paribas Large Cap Fund - Gr	38.56	34.33	26.86	21.34	18.87	17.39	15.79	16.00	15.23	14.12	NA
BNP Paribas Midcap Fund - Gr	60.73	52.56	37.86	27.27	22.58	20.34	18.60	19.94	19.21	17.63	NA
BNP Paribas Multi Cap Fund - Gr	57.15	43.73	31.28	23.10	19.73	18.25	16.67	16.82	15.92	15.79	NA
BOI AXA Large & Mid Cap Equity Fund - Reg Gr	48.84	41.38	30.48	21.60	18.40	16.87	15.12	14.35	13.04	NA	NA
Canara Robeco Bluechip Equity Fund - Gr	40.57	38.08	30.11	24.40	21.76	20.29	18.40	16.90	NA	NA	NA
Canara Robeco Emerging Equities Fund - Gr	53.89	47.09	34.53	25.84	22.50	21.36	20.05	22.80	21.65	20.67	NA
Canara Robeco Flexi Cap Fund - Gr	48.31	42.14	31.86	25.28	22.49	20.92	18.82	17.32	16.06	15.78	NA
DSP Equity Opportunities Fund - Gr	51.31	43.77	31.82	23.87	20.48	19.37	18.03	18.04	16.57	15.71	19.18
DSP Flexi Cap Fund - Reg. Plan - IDCW	50.48	42.63	32.09	24.57	21.35	19.98	18.18	17.50	16.01	15.53	19.81
DSP Focus Fund - Gr	34.56	32.44	24.62	18.84	16.32	15.33	14.11	14.68	NA	NA	NA
DSP Midcap Fund - Reg Gr	44.34	41.72	31.94	23.94	20.50	19.54	18.38	19.92	18.60	NA	NA
DSP Small Cap Fund - Gr	72.39	64.20	43.86	30.21	24.02	21.60	20.05	22.81	21.42	NA	NA
DSP Top 100 Equity Fund Gr	37.05	32.52	23.88	18.19	15.70	14.76	13.42	13.03	12.21	12.18	NA
Edelweiss Flexi Cap Fund - Gr	48.40	41.52	29.34	22.15	19.76	18.70	NA	NA	NA	NA	NA
Edelweiss Large & Mid Cap Fund - Regular Gr	50.55	43.89	32.10	24.48	21.52	19.81	17.96	17.11	15.75	NA	NA
Edelweiss Large Cap Fund - Gr	40.36	36.64	27.06	21.20	19.01	17.75	16.16	15.80	14.86	NA	NA
Edelweiss Mid Cap Fund - Regular Gr	63.93	56.76	40.34	28.97	24.56	22.45	20.49	21.93	20.58	NA	NA
Franklin India Bluechip Fund Gr	46.20	41.78	28.85	21.49	18.16	16.55	15.02	14.43	13.50	13.35	16.96
Franklin India Equity Advantage Fund - Gr	53.32	46.61	30.67	22.14	18.52	16.69	15.05	15.60	14.66	14.38	NA
Franklin India Flexi Cap Fund - Gr	56.23	47.94	32.45	23.90	20.10	18.21	16.56	16.95	16.00	15.48	18.92
Franklin India Focused Equity Fund - Gr	57.78	46.95	32.17	24.07	20.48	18.88	17.15	18.83	17.72	NA	NA
Franklin India Prima Fund Gr	54.32	47.17	32.43	23.56	19.86	18.45	17.16	19.41	18.51	17.83	20.63
Franklin India Smaller Companies Fund - Gr	76.51	62.12	38.79	26.15	20.97	18.93	17.44	20.44	19.52	18.67	NA
HDFC Capital Builder Value Fund - Gr	50.13	43.12	28.19	20.24	17.56	16.61	15.36	16.05	15.12	15.04	18.45
HDFC Flexi Cap Fund - Gr	55.59	44.22	28.85	21.56	18.53	17.52	15.83	15.69	14.56	14.75	19.01
HDFC Focused 30 Fund - Gr	49.64	38.30	24.89	17.31	14.32	13.35	12.23	12.68	11.62	11.71	NA
HDFC Large and Mid Cap Fund - Gr	61.87	49.69	33.71	24.99	20.99	18.96	16.76	14.65	13.13	12.03	13.83
HDFC Mid Cap Opportunities Fund - Gr	57.00	50.61	34.62	24.76	20.70	19.36	17.99	19.77	19.09	NA	NA
HDFC Small Cap Fund - Gr	87.36	68.03	41.71	28.96	24.75	23.01	21.24	20.46	18.61	NA	NA
HDFC Top 100 Fund - IDCW	46.76	37.82	24.52	18.50	16.05	15.42	14.06	14.05	13.16	13.46	18.16
HSBC Flexi Cap Fund - Gr	45.95	40.33	28.25	20.41	17.34	16.21	14.78	15.35	14.44	13.39	NA
HSBC Large Cap Equity Fund - Gr	36.57	34.41	25.72	19.94	17.59	16.78	15.40	14.50	13.21	12.25	NA
HSBC Small Cap Equity Fund - Gr	83.13	67.20	42.58	28.06	22.35	19.86	17.92	19.02	16.83	14.90	NA
ICICI Prudential Bluechip Fund - Gr	45.02	38.89	27.66	21.27	18.78	17.76	16.30	16.03	15.23	NA	NA
ICICI Prudential Dividend Yield Equity Fund - Gr	71.31	53.18	33.78	23.35	19.15	17.72	16.03	NA	NA	NA	NA
ICICI Prudential Focused Equity Fund - Retail Gr	53.82	45.98	31.97	24.12	20.43	18.65	16.69	15.60	14.41	NA	NA
ICICI Prudential Large & Mid Cap Fund - Gr	68.77	50.99	34.20	25.08	20.86	19.15	17.29	16.30	15.26	14.48	16.88
ICICI Prudential MidCap Fund - Gr	63.04	54.49	36.29	25.75	21.49	19.74	17.88	19.51	17.92	16.50	NA
ICICI Prudential Multicap Fund - Gr	52.46	43.01	28.80	21.71	18.59	17.35	16.01	16.45	15.33	14.52	17.64
ICICI Prudential Smallcap Fund - Gr	86.42	69.74	47.19	32.95	26.57	23.50	20.75	18.99	17.53	NA	NA
ICICI Prudential Value Discovery Fund Gr	59.08	49.97	34.33	25.48	21.25	19.00	17.08	18.33	17.53	18.08	NA
IDBI Flexi Cap Fund - Gr	54.34	42.85	30.79	22.94	19.59	17.62	15.91	NA	NA	NA	NA
IDBI Focused 30 Equity Fund - Gr	45.56	38.18	27.41	NA	NA	NA	NA	NA	NA	NA	NA
IDBI India Top 100 Equity Fund - Gr	51.30	42.10	31.15	23.56	19.80	17.91	16.08	NA	NA	NA	NA
IDBI Midcap Fund - Gr	53.99	48.09	33.01	23.02	NA	NA	NA	NA	NA	NA	NA
IDBI Small Cap Fund - Gr	78.74	61.19	39.76	27.19	NA	NA	NA	NA	NA	NA	NA
IDFC Core Equity Fund - Regular Plan - Gr	45.66	41.16	28.43	20.80	17.84	16.98	15.70	15.07	13.73	12.61	NA
IDFC Flexi Cap Fund - Regular Gr	42.23	34.72	24.44	17.82	15.37	14.20	13.05	14.89	14.72	15.94	NA
IDFC Focused Equity Fund - Regular Gr	30.03	30.03	22.63	16.24	14.86	14.68	13.47	12.86	11.74	11.36	NA
IDFC Large Cap Fund - Regular Gr	39.39	35.53	26.30	20.28	17.94	16.91	15.25	14.06	12.96	12.14	NA
IDFC Sterling Value Fund - Regular Gr	72.62	61.70	38.56	26.20	21.80	20.19	18.27	18.04	16.93	NA	NA
IIFL Focused Equity Fund - Gr	50.66	45.65	36.31	28.88	24.93	23.11	21.05	NA	NA	NA	NA
Indiabulls Blue Chip Fund - Gr	33.69	29.25	21.02	16.27	14.61	14.14	13.23	NA	NA	NA	NA
Invesco India Contra Fund - Gr	44.35	40.67	29.65	22.64	20.41	19.52	18.15	19.03	17.55	NA	NA
Invesco India Growth Opportunities Fund - Gr	42.98	36.75	27.02	20.89	18.95	18.06	16.67	16.87	15.75	NA	NA
Invesco India Largecap Fund - Gr	49.28	39.14	28.20	21.69	19.01	17.55	16.01	15.67	14.49	NA	NA
Invesco India Midcap Fund - Gr	55.96	48.42	35.38	26.65	23.01	21.24	19.41	20.62	19.57	NA	NA
Invesco India Multicap Fund - Gr	58.31	47.50	33.61	24.20	20.53	18.88	17.25	18.98	18.40	NA	NA
Invesco India Smallcap Fund - Gr	79.78	62.42	43.73	NA	NA	NA	NA	NA	NA	NA	NA
JM Core 11 Fund - Series 1 - Gr	37.62	28.70	19.74	14.58	13.14	13.56	12.94	14.11	12.44	NA	NA
JM Flexicap Fund - Gr	54.33	41.61	30.77	23.45	20.32	19.49	17.87	17.69	15.61	NA	NA

SIP VALUE AS ON 30TH SEP 2021

Starting - October Month of	2020	2019	2018	2017	2016	2015	2014	2011	2009	2006	2001
Years	1	2	3	4	5	6	7	10	12	15	20
Invested Amount	120,000	240,000	360,000	480,000	600,000	720,000	840,000	1,200,000	1,440,000	1,800,000	2400000
Schemes (Diversified Equity Schemes)											
Investment Value ₹											
Aditya Birla Sun Life Dividend Yield Fund - Gr	149,998	352,106	548,830	721,257	912,725	1,141,764	1,358,897	2,378,193	3,143,030	5,203,367	NA
Aditya Birla Sun Life Equity Advantage Fund - Gr	151,547	364,211	575,385	766,353	986,529	1,262,394	1,550,181	3,104,906	4,163,796	6,289,374	16,593,385
Aditya Birla Sun Life Flexi Cap Fund - Gr	148,444	352,730	554,384	749,618	975,037	1,264,753	1,561,492	3,133,983	4,230,103	6,544,155	22,614,555
Aditya Birla Sun Life Focused Equity Fund - Gr	146,151	340,169	535,543	728,374	948,623	1,210,713	1,472,726	2,793,041	3,825,401	5,981,447	NA
Aditya Birla Sun Life Frontline Equity Fund - Gr	146,968	344,529	535,921	724,171	939,989	1,196,444	1,454,142	2,734,675	3,716,832	6,012,630	NA
Aditya Birla Sun Life Midcap Fund - Gr	158,565	381,151	582,468	757,484	959,700	1,211,742	1,479,518	2,964,117	3,993,543	6,516,729	NA
Aditya Birla Sun Life Pure Value Fund - Gr	150,238	361,739	541,782	684,517	859,118	1,083,428	1,320,197	2,789,602	3,891,207	NA	NA
Aditya Birla Sun Life Small Cap Fund - Gr	159,845	404,018	606,152	766,914	962,129	1,218,550	1,501,150	3,062,438	4,185,834	NA	NA
Axis Bluechip Fund - Gr	143,672	330,665	534,557	751,778	1,019,711	1,318,536	1,612,015	3,008,227	NA	NA	NA
Axis Flexi Cap Fund - Gr	147,710	340,883	550,313	NA	NA	NA	NA	NA	NA	NA	NA
Axis Focused 25 Fund - Gr	148,844	348,617	561,751	774,891	1,043,356	1,368,516	1,697,689	NA	NA	NA	NA
Axis Growth Opportunities Fund - Gr	154,380	372,482	609,792	NA	NA	NA	NA	NA	NA	NA	NA
Axis MidCap Fund - Gr	152,737	367,283	603,524	844,907	1,143,982	1,480,465	1,812,647	3,818,628	NA	NA	NA
Axis Small Cap Fund - Gr	159,983	393,884	652,608	905,267	1,202,305	1,553,458	1,925,376	NA	NA	NA	NA
Baroda Large Cap Fund - Gr	143,190	332,048	524,145	715,634	924,306	1,174,330	1,404,911	2,441,494	NA	NA	NA
Baroda Mid-cap Fund - Gr	160,161	397,767	634,070	841,688	1,087,737	1,377,794	1,618,065	2,503,066	NA	NA	NA
Baroda Multi-cap Fund - Gr Plan	156,928	376,054	594,320	798,121	1,030,849	1,304,973	1,570,943	2,813,977	3,622,349	5,454,074	NA
BNP Paribas Focused 25 Equity Fund - Gr	144,137	331,497	524,625	703,488	NA	NA	NA	NA	NA	NA	NA
BNP Paribas Large Cap Fund - Gr	142,437	328,378	527,116	726,584	955,870	1,213,000	1,469,063	2,765,881	3,801,059	5,696,583	NA
BNP Paribas Midcap Fund - Gr	154,442	379,238	608,288	810,871	1,045,009	1,324,188	1,622,870	3,146,960	4,957,235	7,730,454	NA
BNP Paribas Multi Cap Fund - Gr	152,539	354,276	558,835	750,796	975,934	1,244,494	1,515,526	2,889,793	3,980,809	6,582,006	NA
BOI AXA Large & Mid Cap Equity Fund - Reg Gr	148,070	347,720	552,978	730,409	945,071	1,194,412	1,434,419	2,532,340	3,289,850	NA	NA
Canara Robeco Bluechip Equity Fund - Gr	143,546	338,622	550,269	769,124	1,024,708	1,322,104	1,611,609	2,902,646	NA	NA	NA
Canara Robeco Emerging Equities Fund - Gr	150,792	363,698	582,865	789,859	1,042,973	1,364,657	1,708,017	3,985,613	5,840,051	10,098,600	NA
Canara Robeco Flexi Cap Fund - Gr	147,782	349,830	563,086	781,716	1,042,650	1,346,783	1,635,706	2,968,911	4,017,588	6,573,244	NA
DSP Equity Opportunities Fund - Gr	149,406	354,372	562,766	761,583	993,700	1,286,622	1,590,343	3,084,634	4,156,816	6,537,387	22,255,828
DSP Flexi Cap Fund - Reg. Plan - IDCW	148,961	351,208	564,762	771,505	1,014,564	1,309,928	1,598,752	2,997,576	4,005,108	6,431,969	24,086,293
DSP Focus Fund - Gr	140,209	323,255	511,533	693,164	898,521	1,140,954	1,384,166	2,576,623	NA	NA	NA
DSP Midcap Fund - Reg Gr	145,617	348,653	563,608	762,546	994,140	1,292,970	1,610,282	3,412,611	4,761,036	NA	NA
DSP Small Cap Fund - Gr	160,554	413,157	655,792	855,494	1,081,524	1,374,119	1,708,275	3,988,406	5,750,604	NA	NA
DSP Top 100 Equity Fund Gr	141,599	323,457	506,498	684,684	885,166	1,121,806	1,350,561	2,360,388	3,114,602	4,821,689	NA
Edelweiss Flexi Cap Fund - Gr	147,832	348,110	544,777	737,548	976,534	1,261,310	NA	NA	NA	NA	NA
Edelweiss Large & Mid Cap Fund - Regular Gr	148,998	354,714	564,807	770,239	1,018,836	1,303,251	1,586,635	2,934,119	3,935,301	NA	NA
Edelweiss Large Cap Fund - Gr	143,433	334,655	528,514	724,565	959,006	1,226,233	1,488,424	2,736,540	3,709,881	NA	NA
Edelweiss Mid Cap Fund - Regular Gr	156,132	391,352	627,631	836,332	1,095,654	1,409,027	1,735,130	3,803,604	5,435,174	NA	NA
Franklin India Bluechip Fund Gr	146,638	348,823	541,219	728,593	939,578	1,183,266	1,429,505	2,543,297	3,391,911	5,327,798	16,869,778
Franklin India Equity Advantage Fund - Gr	150,487	362,342	554,369	737,409	947,842	1,188,121	1,431,011	2,706,074	3,660,992	5,824,782	NA
Franklin India Flexi Cap Fund - Gr	152,048	366,103	567,407	761,944	984,674	1,242,940	1,509,688	2,909,279	4,001,888	6,406,645	21,562,414
Franklin India Focused Equity Fund - Gr	152,872	363,308	565,310	764,427	993,601	1,268,181	1,541,471	3,218,210	4,487,397	NA	NA
Franklin India Prima Fund Gr	151,027	363,910	567,253	757,229	978,881	1,251,853	1,542,350	3,320,708	4,729,958	7,862,876	26,699,564
Franklin India Smaller Companies Fund - Gr	162,680	407,013	615,447	794,324	1,005,446	1,269,957	1,557,742	3,509,824	5,062,350	8,463,138	NA
HDFC Capital Builder Value Fund - Gr	148,769	352,575	536,566	711,755	926,012	1,185,292	1,446,829	2,772,789	3,775,350	6,164,457	20,330,357
HDFC Flexi Cap Fund - Gr	151,704	355,645	541,270	729,473	947,971	1,217,848	1,471,052	2,719,838	3,636,931	6,015,872	21,790,565
HDFC Focused 30 Fund - Gr	148,503	339,205	513,442	673,393	855,798	1,075,571	1,294,654	2,316,394	2,997,304	4,632,896	NA
HDFC Large and Mid Cap Fund - Gr	155,042	371,047	576,773	777,534	1,005,815	1,271,202	1,520,420	2,572,599	3,310,069	4,758,480	11,461,531
HDFC Mid Cap Opportunities Fund - Gr	152,459	373,673	583,950	774,201	998,949	1,286,245	1,588,223	3,386,743	4,918,715	NA	NA
HDFC Small Cap Fund - Gr	168,218	424,543	638,468	836,195	1,100,578	1,432,689	1,781,874	3,513,773	4,763,451	NA	NA
HDFC Top 100 Fund - IDCW	146,941	337,911	510,866	688,687	892,741	1,144,095	1,381,816	2,492,057	3,315,850	5,378,056	19,596,863
HSBC Flexi Cap Fund - Gr	146,501	344,812	536,940	713,911	921,194	1,171,413	1,417,565	2,670,516	3,608,570	5,346,579	NA
HSBC Large Cap Equity Fund - Gr	141,330	328,578	519,175	707,685	926,750	1,191,356	1,448,685	2,552,135	3,326,182	4,849,297	NA
HSBC Small Cap Equity Fund - Gr	166,074	422,061	645,495	822,612	1,039,188	1,305,315	1,584,006	3,252,743	4,230,232	6,093,687	NA
ICICI Prudential Bluechip Fund - Gr	145,994	340,837	532,797	725,607	953,838	1,226,499	1,495,785	2,769,625	3,802,125	NA	NA
ICICI Prudential Dividend Yield Equity Fund - Gr	159,990	381,012	577,256	754,212	962,359	1,225,137	1,481,733	NA	NA	NA	NA
ICICI Prudential Focused Equity Fund - Retail Gr	150,756	360,563	563,876	765,119	992,368	1,259,204	1,516,769	2,706,554	3,602,055	NA	NA
ICICI Prudential Large & Mid Cap Fund - Gr	158,668	374,759	580,381	778,748	1,002,682	1,278,096	1,549,143	2,810,488	3,809,489	5,873,386	16,703,728
ICICI Prudential MidCap Fund - Gr	155,663	384,780	596,240	788,492	1,017,954	1,300,730	1,582,110	3,339,661	4,549,483	7,001,383	NA
ICICI Prudential Multicap Fund - Gr	150,025	352,265	540,873	731,544	949,316	1,211,546	1,480,581	2,832,912	3,826,687	5,895,985	18,365,129
ICICI Prudential Smallcap Fund - Gr	167,746	429,658	683,237	898,780	1,149,011	1,453,553	1,750,996	3,246,370	4,432,383	NA	NA
ICICI Prudential Value Discovery Fund Gr	153,563	371,841	581,404	784,547	1,012,286	1,272,688	1,537,989	3,133,302	4,430,777	8,038,948	NA
IDBI Flexi Cap Fund - Gr	151,034	351,796	555,218	748,566	972,502	1,221,335	1,475,436	NA	NA	NA	NA
IDBI Focused 30 Equity Fund - Gr	146,288	338,882	530,982	NA	NA	NA	NA	NA	NA	NA	NA
IDBI India Top 100 Equity Fund - Gr	149,401	349,376	557,823	757,263	977,578	1,231,901	1,484,012	NA	NA	NA	NA
IDBI Midcap Fund - Gr	150,849	366,506	571,549	749,687	NA	NA	NA	NA	NA	NA	NA
IDBI Small Cap Fund - Gr	163,828	404,284	623,063	809,639	NA	NA	NA	NA	NA	NA	NA
IDFC Core Equity Fund - Regular Plan - Gr	146,342	347,101	538,227	719,213	932,433	1,198,279	1,464,368	2,631,205	3,443,002	4,999,682	NA
IDFC Flexi Cap Fund - Regular Gr	144,463	329,424	510,288	679,973	878,120	1,103,261	1,332,923	2,606,563	3,675,707	6,665,253	NA
IDFC Focused Equity Fund - Regular Gr	137,665	316,756	497,964	659,817	867,260	1,119,057	1,352,978	2,338,875	3,021,007	4,496,907	NA
IDFC Large Cap Fund - Regular Gr	142,895	331,636	523,198	712,170	934,537	1,195,922	1,441,406	2,493,458	3,271,757	4,802,627	NA
IDFC Sterling Value Fund - Regular Gr	160,670	405,780	613,716	795,038	1,025,731	1,318,246	1,603,722	3,085,729	4,256,744	NA	NA
IIFL Focused Equity Fund - Gr	149,055	359,650	596,363	835,099	1,105,174	1,436,971	1,769,453	NA	NA	NA	NA
Indiabulls Blue Chip Fund - Gr	139,724	314,675	487,170	660,239	862,021	1,101,171	1,341,778	NA	NA	NA	NA
Invesco India Contra Fund - Gr	145,624	345,769	546,980	744,335	991,914	1,292,137	1,597,282	3,254,613	4,437,025	NA	NA
Invesco India Growth Opportunities Fund - Gr	144,873	334,980	528,261	720,459	957,720	1,237,386	1,515,573	2,897,448	3,935,705	NA	NA
Invesco India Largecap Fund - Gr	14										

SIP RETURN AS ON 30TH SEP 2021

Starting - October Month of	2020	2019	2018	2017	2016	2015	2014	2011	2009	2006	2001
Years	1	2	3	4	5	6	7	10	12	15	20
Invested Amount	120,000	240,000	360,000	480,000	600,000	720,000	840,000	1,200,000	1,440,000	1,800,000	2400000
Schemes (Diversified Equity Schemes)	Returns % - CAGR										
JM Large Cap Fund - Gr	35.41	30.44	22.63	17.86	15.62	14.36	12.88	12.82	11.59	10.18	11.97
JM Value Fund - Gr Option	50.57	42.88	30.70	22.51	19.26	18.61	17.31	17.34	15.02	12.19	10.05
Kotak Bluechip Fund - Gr	45.38	40.60	30.09	23.32	20.22	18.55	16.87	16.19	14.89	13.95	NA
Kotak Emerging Equity Fund - Gr	59.16	53.32	38.52	28.33	23.83	22.09	20.50	21.91	20.22	NA	NA
Kotak Equity Opportunities Fund - Gr	43.58	39.82	29.90	23.07	19.98	18.92	17.49	17.55	16.21	15.35	NA
Kotak Flexicap Fund - Gr	38.55	35.13	25.72	20.12	17.88	17.28	16.23	17.43	16.42	NA	NA
Kotak India EQ Contra Fund - Gr	45.91	41.27	29.62	23.08	20.70	19.58	17.85	16.84	15.50	14.63	NA
Kotak Smallcap Fund - Gr	89.17	77.38	53.35	37.88	30.66	27.25	24.59	23.52	21.40	19.48	NA
L&T Emerging Businesses Fund - Gr	92.34	69.01	42.68	28.83	23.97	22.70	21.31	NA	NA	NA	NA
L&T Flexicap Fund - Gr	39.30	35.28	24.83	18.35	15.95	15.04	13.75	14.27	13.49	13.50	NA
L&T Focused Equity Fund - Gr	35.14	32.05	24.55	NA	NA	NA	NA	NA	NA	NA	NA
L&T India Large Cap Fund - Gr	41.02	35.49	26.02	20.20	17.65	16.38	14.83	14.60	13.66	NA	NA
L&T India Value Fund - Gr	54.64	46.50	31.71	22.73	19.06	17.97	16.90	19.06	NA	NA	NA
L&T Large and Midcap Fund - Gr	41.21	35.40	25.47	18.27	15.81	15.09	13.89	14.84	14.22	14.02	NA
L&T Midcap Fund - Gr	48.81	43.04	30.12	21.34	18.33	17.83	16.96	19.75	18.41	17.71	NA
LIC MF Flexi Cap Fund - Gr	34.02	29.09	21.91	16.98	14.66	13.51	11.91	11.57	10.63	9.98	11.31
LIC MF Large & Mid Cap Fund - Gr	50.75	40.78	30.02	22.69	19.75	19.07	NA	NA	NA	NA	NA
LIC MF Large Cap Fund - Gr	43.60	35.38	26.78	21.12	18.46	17.04	15.30	14.69	13.41	12.43	NA
Mahindra Manulife Mid Cap Unnati Yojana - Gr	65.28	52.22	37.55	NA	NA	NA	NA	NA	NA	NA	NA
Mahindra Manulife Multi Cap Badhat Yojana - Gr	69.71	54.49	39.49	29.56	NA	NA	NA	NA	NA	NA	NA
Mirae Asset Emerging Bluechip Fund - Gr	54.71	49.98	37.30	29.03	25.41	24.35	23.07	25.22	NA	NA	NA
Mirae Asset Large Cap Fund - Gr	44.36	38.90	28.18	22.13	19.82	19.05	17.75	18.36	17.37	NA	NA
Motilal Oswal Flexi Cap Fund - Gr	29.54	28.48	20.73	15.17	13.52	13.66	13.42	NA	NA	NA	NA
Motilal Oswal Focused 25 Fund - Gr	31.43	31.44	25.40	19.93	17.58	16.76	15.45	NA	NA	NA	NA
Motilal Oswal Midcap 30 Fund - Gr	68.37	49.51	34.43	24.87	20.18	18.06	16.56	NA	NA	NA	NA
Navi Flexi Cap Fund - Gr	46.90	37.42	26.63	NA	NA	NA	NA	NA	NA	NA	NA
Navi Large & Midcap Fund - Gr	56.97	43.77	30.34	22.60	19.17	NA	NA	NA	NA	NA	NA
Navi Large Cap Equity Fund - Gr	41.56	36.16	25.97	19.61	16.91	15.86	14.71	14.15	NA	NA	NA
Nippon India Focused Equity Fund - Gr	55.94	49.58	34.05	24.67	20.73	19.15	17.56	19.18	17.85	NA	NA
Nippon India Growth Fund - Gr	69.96	56.97	39.91	29.31	24.65	22.51	20.33	19.39	17.48	16.49	21.96
Nippon India Large Cap Fund - Gr	54.38	41.64	27.28	20.48	17.99	17.00	15.51	16.00	15.01	NA	NA
Nippon India Multi Cap Fund - Gr	72.23	50.56	31.57	22.95	19.51	17.58	15.57	15.72	15.15	15.57	NA
Nippon India Small Cap Fund - Gr	89.28	73.20	48.45	33.84	28.35	26.14	24.16	26.12	NA	NA	NA
Nippon India Value Fund - Gr	59.14	49.41	34.01	25.03	21.52	19.76	17.94	17.59	16.02	15.70	NA
Nippon India Vision Fund Gr	53.80	44.90	30.89	21.83	17.96	16.27	14.46	14.47	13.14	12.49	17.10
Parag Parikh Flexi Cap Fund - Reg Gr	59.84	52.58	40.03	31.58	27.72	25.28	23.09	NA	NA	NA	NA
PGIM India Flexi Cap Fund - Gr	62.53	57.78	42.69	32.19	27.08	24.28	NA	NA	NA	NA	NA
PGIM India Large Cap Fund - Gr	38.68	35.26	25.86	19.99	17.46	16.17	14.74	14.72	13.49	12.70	NA
PGIM India Midcap Opportunities Fund - Gr	80.15	74.73	53.75	38.70	31.26	27.22	23.92	NA	NA	NA	NA
Principal Dividend Yield Fund - Gr	47.13	41.65	30.11	22.70	20.25	19.46	17.86	16.72	15.26	14.42	NA
Principal Emerging Bluechip Fund - Gr	53.30	46.81	33.97	24.82	21.42	20.48	19.16	21.33	19.77	NA	NA
Principal Focused Multicap Fund - Gr	47.81	41.96	31.75	24.77	21.54	19.94	18.06	17.02	15.54	14.97	NA
Principal Multi Cap Growth Fund - Gr	61.27	48.24	32.91	23.89	20.62	19.55	18.01	18.20	16.75	14.96	16.01
Quant Active Fund - G	74.59	69.51	49.87	37.76	32.17	28.64	25.80	23.83	20.92	18.38	18.97
SBI Blue Chip Fund - Gr	44.05	39.69	28.72	21.86	18.85	17.40	16.08	16.69	15.65	14.65	NA
SBI Contra Fund - Regular IDCW	67.39	60.82	40.55	28.66	23.46	20.77	18.42	16.72	14.78	13.42	18.66
SBI Flexicap Fund - Gr	46.58	40.26	28.79	21.80	19.03	17.93	16.81	17.80	16.31	14.75	NA
SBI Focused Equity Fund - Regular Plan - Gr	56.20	42.97	32.21	25.13	22.57	21.01	19.44	19.25	18.74	18.31	NA
SBI Large & Midcap Fund - IDCW	49.92	43.70	30.85	23.33	20.21	18.67	17.19	17.68	16.37	15.47	19.50
SBI Magnum Equity ESG Fund - IDCW	42.28	37.42	27.56	21.83	19.06	17.61	16.11	15.69	14.61	14.10	17.04
SBI Magnum MidCap Fund - Gr	63.10	57.45	39.71	28.10	22.48	19.77	18.02	20.06	18.90	17.24	NA
SBI Small Cap Fund - Gr	59.67	56.10	40.82	29.40	26.05	24.61	23.35	26.20	24.24	NA	NA
Sundaram Large & Midcap Fund - Gr	55.78	42.86	30.21	23.03	20.36	19.29	17.83	17.45	15.75	NA	NA
Sundaram Mid Cap Fund - Gr	54.26	44.13	29.55	20.25	16.55	15.53	14.63	17.30	16.51	16.59	NA
Sundaram Select Focus Fund - Gr	41.72	35.09	26.03	20.68	18.84	17.81	16.17	14.94	13.43	12.37	NA
Sundaram Small Cap Fund - Gr	82.81	66.42	42.71	27.99	21.76	19.11	17.08	18.91	17.20	16.58	NA
Tata Equity P/E Fund Gr	40.67	35.44	24.99	18.07	15.80	15.88	15.08	16.80	15.69	15.56	NA
Tata Flexi Cap Fund - Gr	42.33	35.23	26.36	NA	NA	NA	NA	NA	NA	NA	NA
Tata Large & Mid Cap Fund - Gr	43.42	39.39	29.41	22.89	19.78	18.19	16.65	16.70	15.51	14.61	NA
Tata Large Cap Fund - Gr	48.70	39.88	27.91	21.26	18.30	16.83	15.25	14.62	13.62	13.26	17.18
Tata Mid Cap Growth Fund - Gr	53.15	47.88	35.05	26.19	22.29	20.41	18.60	20.16	18.83	17.61	NA
Taurus Discovery (Midcap) Fund - Gr	50.01	45.22	33.54	24.67	21.33	20.07	18.47	19.42	17.81	15.63	15.48
Taurus Flexi Cap Fund - Gr	37.46	31.50	21.08	14.99	12.67	11.87	10.64	11.05	10.52	10.37	15.01
Taurus Largecap Equity Fund - Gr	33.83	30.61	21.75	16.35	13.87	12.73	11.40	11.32	10.37	9.61	NA
Templeton India Equity Income Fund - Gr	58.80	51.88	35.51	25.89	21.88	20.14	18.19	16.89	15.58	15.08	NA
Templeton India Value Fund - Gr	64.78	53.83	34.27	23.64	19.29	17.69	16.00	15.44	14.05	13.78	16.87
Union Flexi Cap Fund - Gr	53.66	45.84	33.66	25.85	22.08	19.95	17.54	15.59	NA	NA	NA
Union Largecap Fund - Gr	45.61	38.87	27.99	21.20	NA	NA	NA	NA	NA	NA	NA
Union Small Cap Fund - Gr	77.47	65.71	46.27	32.36	26.20	22.83	20.02	NA	NA	NA	NA
UTI Core Equity Fund - Gr	60.48	49.90	33.14	23.78	19.82	17.89	15.98	15.14	14.02	13.01	NA
UTI Dividend Yield Fund - Gr	60.24	47.59	33.09	25.03	21.48	19.75	17.69	15.84	14.44	14.34	NA
UTI Flexi Cap Fund - Gr	53.97	50.46	37.64	29.41	25.64	23.22	20.85	19.34	17.90	17.09	NA
UTI Master Share - Gr	45.46	40.56	29.52	22.89	20.05	18.48	16.68	15.90	14.70	13.96	NA
UTI Mid Cap Fund - Gr	61.55	55.78	39.60	28.18	23.21	20.76	18.74	20.68	19.42	18.67	NA
UTI Value Opportunities Fund - Gr	46.43	42.62	31.07	23.76	20.55	18.73	16.62	15.30	14.44	14.60	NA
Average Return of Above Funds	53.50	45.69	32.34	23.92	20.43	18.94	17.27	17.45	16.12	14.94	17.57
Maximum Return	92.34	77.38	53.75	38.70	32.17	28.64	25.80	26.20	24.24	20.67	21.96
Minimum Return	29.54	28.48	19.74	14.58	12.67	11.87	10.64	11.05	10.37	9.61	10.05
Universe	154	154	154	146	141	140	137	123	112	81	27

SIP VALUE AS ON 30TH SEP 2021

Starting - October Month of	2020	2019	2018	2017	2016	2015	2014	2011	2009	2006	2001
Years	1	2	3	4	5	6	7	10	12	15	20
Invested Amount	120,000	240,000	360,000	480,000	600,000	720,000	840,000	1,200,000	1,440,000	1,800,000	2400000
Schemes (Diversified Equity Schemes)	Investment Value ₹										
JM Large Cap Fund - Gr	140.687	317.864	497.988	680.437	883.299	1,108.347	1,324.905	2,333.444	2,991.812	4,068.403	9,145.823
JM Value Fund - Gr Option	149.009	351.888	554.547	742.518	964.930	1,257.870	1,550.611	2,970.616	3,750.892	4,824.961	7,265.913
Kotak Bluechip Fund - Gr	146.191	345.573	550.136	753.831	987.519	1,255.649	1,526.235	2,793.151	3,717.614	5,611.803	NA
Kotak Emerging Equity Fund - Gr	153.609	381.415	613.382	826.724	1,076.572	1,394.188	1,735.703	3,798.729	5,307.411	NA	NA
Kotak Equity Opportunities Fund - Gr	145.206	343.393	548.816	750.294	981.836	1,269.472	1,560.317	3,005.628	4,058.798	6,335.035	NA
Kotak Flexicap Fund - Gr	142.432	330.540	519.152	710.125	933.141	1,209.070	1,492.407	2,985.530	4,114.686	NA	NA
Kotak India EQ Contra Fund - Gr	146.476	347.419	546.729	750.489	998.985	1,294.708	1,580.462	2,892.441	3,870.532	5,952.862	NA
Kotak Smallcap Fund - Gr	169.137	452.841	735.918	981.255	1,265.208	1,622.367	2,004.811	4,143.339	5,743.328	9,093.796	NA
L&T Emerging Businesses Fund - Gr	170.730	427.480	646.280	834.256	1,080.286	1,419.655	1,785.731	NA	NA	NA	NA
L&T Flexicap Fund - Gr	142.850	330.962	512.968	686.779	890.508	1,131.008	1,366.513	2,521.429	3,389.730	5,400.275	NA
L&T Focused Equity Fund - Gr	140.537	322.187	511.036	NA	NA	NA	NA	NA	NA	NA	NA
L&T India Large Cap Fund - Gr	143.796	331.513	521.275	711.183	928.110	1,177.175	1,419.787	2,566.487	3,426.452	NA	NA
L&T India Value Fund - Gr	151.198	362.027	561.968	745.599	960.170	1,234.288	1,528.022	3,258.176	NA	NA	NA
L&T Large and Midcap Fund - Gr	143.903	331.284	517.424	685.798	887.518	1,132.682	1,373.533	2,598.286	3,556.655	5,645.006	NA
L&T Midcap Fund - Gr	148.055	352.334	550.389	726.534	943.451	1,228.940	1,531.211	3,382.160	4,700.658	7,785.516	NA
LIC MF Flexi Cap Fund - Gr	139.906	314.259	493.112	669.159	863.045	1,080.640	1,280.171	2,184.316	2,809.519	4,000.829	8,448.081
LIC MF Large & Mid Cap Fund - Gr	149.104	346.059	549.658	745.025	976.288	1,275.024	NA	NA	NA	NA	NA
LIC MF Large Cap Fund - Gr	145.215	331.237	526.597	723.482	946.468	1,200.499	1,443.670	2,578.048	3,370.916	4,926.089	NA
Mahindra Manulife Mid Cap Unnati Yojana - Gr	156.840	378.279	605.877	NA	NA	NA	NA	NA	NA	NA	NA
Mahindra Manulife Multi Cap Badhat Yojana - Gr	159.155	384.794	620.932	845.372	NA	NA	NA	NA	NA	NA	NA
Mirae Asset Emerging Bluechip Fund - Gr	151.234	371.885	603.961	837.238	1,117.997	1,490.108	1,900.120	4,541.957	NA	NA	NA
Mirae Asset Large Cap Fund - Gr	145.631	340.880	536.455	737.383	978.036	1,274.357	1,574.953	3,138.987	4,385.481	NA	NA
Motilal Oswal Flexi Cap Fund - Gr	137.389	312.623	485.205	646.504	839.364	1,085.568	1,350.810	NA	NA	NA	NA
Motilal Oswal Focused 25 Fund - Gr	138.456	320.561	516.931	707.552	926.569	1,190.540	1,451.652	NA	NA	NA	NA
Motilal Oswal Midcap 30 Fund - Gr	158.458	370.555	582.106	775.846	986.403	1,237.350	1,509.542	NA	NA	NA	NA
Navi Flexi Cap Fund - Gr	147.018	336.798	525.512	NA	NA	NA	NA	NA	NA	NA	NA
Navi Large & Midcap Fund - Gr	152.442	354.389	551.935	743.823	962.834	NA	NA	NA	NA	NA	NA
Navi Large Cap Equity Fund - Gr	144.096	333.360	520.879	703.338	911.526	1,159.193	1,414.077	2,505.071	NA	NA	NA
Nippon India Focused Equity Fund - Gr	151.891	370.733	579.286	772.953	999.629	1,278.064	1,564.324	3,280.766	4,526.992	NA	NA
Nippon India Growth Fund - Gr	159.289	391.961	624.238	841.569	1,097.908	1,411.862	1,725.307	3,318.103	4,415.798	6,994.489	31,575.414
Nippon India Large Cap Fund - Gr	151.059	348.458	530.089	714.963	935.657	1,199.039	1,454.635	2,765.501	3,747.407	NA	NA
Nippon India Multi Cap Fund - Gr	160.469	373.527	560.917	748.612	970.692	1,219.976	1,457.427	2,723.657	3,782.776	6,456.807	NA
Nippon India Small Cap Fund - Gr	169.188	440.092	693.819	913.201	1,198.241	1,570.390	1,975.027	4,768.416	NA	NA	NA
Nippon India Value Fund - Gr	153.596	370.257	578.960	778.077	1,018.803	1,301.380	1,585.229	3,011.932	4,006.744	6,529.184	NA
Nippon India Vision Fund Gr	150.744	357.550	555.950	733.158	935.038	1,173.454	1,401.259	2,547.664	3,312.727	4,949.809	17,174.392
Parag Parikh Flexi Cap Fund - Reg Gr	153.968	379.316	625.180	876.833	1,180.571	1,531.206	1,901.599	NA	NA	NA	NA
PGIM India Flexi Cap Fund - Gr	155.392	394.300	646.316	886.597	1,163.103	1,487.245	NA	NA	NA	NA	NA
PGIM India Large Cap Fund - Gr	142.504	330.887	520.129	708.395	923.698	1,170.002	1,415.151	2,582.060	3,389.897	5,040.623	NA
PGIM India Midcap Opportunities Fund - Gr	164.551	444.736	739.454	995.476	1,283.027	1,620.678	1,957.937	NA	NA	NA	NA
Principal Dividend Yield Fund - Gr	147.140	348.479	550.315	745.182	988.068	1,290.187	1,580.996	2,873.604	3,810.625	5,844.037	NA
Principal Emerging Bluechip Fund - Gr	150.475	362.906	578.653	775.100	1,016.454	1,329.549	1,655.229	3,683.486	5,149.340	NA	NA
Principal Focused Multicap Fund - Gr	147.509	349.334	562.207	774.311	1,019.316	1,308.274	1,592.367	2,920.555	3,882.587	6,128.197	NA
Principal Multi Cap Growth Fund - Gr	154.726	366.948	570.817	761.796	997.128	1,293.439	1,589.546	3,111.419	4,207.341	6,124.078	14,991.606
Quant Active Fund - G	161.691	428.966	705.839	979.107	1,310.337	1,689.463	2,091.530	4,214.089	5,560.797	8,253.528	21,677.615
SBI Blue Chip Fund - Gr	145.463	343.058	540.311	733.666	955.356	1,213.442	1,484.191	2,869.599	3,908.911	5,960.536	NA
SBI Contra Fund - Regular IDCW	157.946	403.190	629.317	831.722	1,067.151	1,340.998	1,612.752	2,873.773	3,690.838	5,359.964	20,865.076
SBI Flexicap Fund - Gr	146.844	344.618	540.795	732.754	959.455	1,232.594	1,523.275	3,044.914	4,084.622	6,014.236	NA
SBI Focused Equity Fund - Regular Plan - Gr	152.034	352.153	565.636	779.499	1,044.771	1,350.381	1,671.743	3,292.810	4,805.625	8,201.664	NA
SBI Large & Midcap Fund - IDCW	148.654	354.171	555.664	753.998	987.327	1,259.997	1,543.736	3,025.737	4,102.592	6,398.481	23,174.799
SBI Magnum Equity ESG Fund - IDCW	144.489	336.811	532.035	733.265	960.284	1,220.989	1,485.691	2,720.564	3,649.667	5,686.846	17,048.722
SBI Magnum MidCap Fund - Gr	155.695	393.343	622.634	823.264	1,042.562	1,301.999	1,589.643	3,439.689	4,855.747	7,465.714	NA
SBI Small Cap Fund - Gr	153.877	389.443	631.424	842.944	1,135.094	1,501.496	1,919.355	4,787.320	6,951.382	NA	NA
Sundaram Large & Midcap Fund - Gr	151.805	351.845	551.000	749.822	990.722	1,283.329	1,579.164	2,989.091	3,936.644	NA	NA
Sundaram Mid Cap Fund - Gr	150.992	355.371	546.271	711.859	903.691	1,147.917	1,410.120	2,965.208	4,141.164	7,056.345	NA
Sundaram Select Focus Fund - Gr	144.183	330.439	521.286	717.630	955.093	1,228.290	1,489.221	2,613.408	3,376.301	4,899.216	NA
Sundaram Small Cap Fund - Gr	165.910	419.726	646.497	821.627	1,024.751	1,276.813	1,537.801	3,233.514	4,333.522	7,047.684	NA
Tata Equity P/E Fund Gr	143.603	331.383	514.074	683.197	887.281	1,160.001	1,432.777	2,886.451	3,919.203	6,449.981	NA
Tata Flexi Cap Fund - Gr	144.520	330.820	523.622	NA	NA	NA	NA	NA	NA	NA	NA
Tata Large & Mid Cap Fund - Gr	145.114	342.214	545.273	747.908	976.948	1,242.389	1,514.430	2,871.258	3,873.231	5,941.701	NA
Tata Large Cap Fund - Gr	147.995	343.568	534.551	725.398	942.853	1,193.193	1,441.462	2,568.994	3,417.192	5,290.140	17,351.397
Tata Mid Cap Growth Fund - Gr	150.398	365.925	586.832	794.958	1,037.653	1,326.782	1,622.637	3,457.570	4,833.100	7,713.044	NA
Taurus Discovery (Midcap) Fund - Gr	148.705	358.431	575.511	772.884	1,014.142	1,313.431	1,615.554	3,322.230	4,514.266	6,491.531	14,043.080
Taurus Flexi Cap Fund - Gr	141.825	320.711	487.558	644.244	821.975	1,028.831	1,223.618	2,124.733	2,789.746	4,134.280	13,259.051
Taurus Largecap Equity Fund - Gr	139.805	318.333	492.063	661.273	846.537	1,055.888	1,257.249	2,154.891	2,761.955	3,877.607	NA
Templeton India Equity Income Fund - Gr	153.419	377.289	590.280	790.486	1,027.561	1,316.295	1,599.569	2,901.121	3,891.879	6,188.041	NA
Templeton India Value Fund - Gr	156.580	382.878	580.962	758.295	965.608	1,224.005	1,479.828	2,683.762	3,517.457	5,528.714	16,693.527
Union Flexi Cap Fund - Gr	150.673	360.188	576.392	789.980	1,032.552	1,308.997	1,562.843	2,704.951	NA	NA	NA
Union Largecap Fund - Gr	146.314	340.787	535.101	724.569	NA	NA	NA	NA	NA	NA	NA
Union Small Cap Fund - Gr	163.175	417.622	675.579	889.385	1,139.143	1,425.005	1,706.657	NA	NA	NA	NA
UTI Core Equity Fund - Gr	154.311	371.649	572.509	760.321	978.008	1,231.122	1,478.884	2,641.185	3,510.217	5,175.759	NA
UTI Dividend Yield Fund - Gr	154.179	365.108	572.145	778.157	1,017.912	1,301.151	1,571.481	2,741.547	3,607.834	5,803.428	NA
UTI Flexi Cap Fund - Gr	150.839	373.254	606.581	843.060	1,124.149	1,441.416	1,757.238	3,308.820	4,542.060	7,373.762	NA
UTI Master Share - Gr	146.230	345.464	546.064	747.871	983.451	1,252.917	1,516.046	2,751.315	3,671.116	5,615.956	NA
UTI Mid Cap Fund - Gr	154.875	388.501	621.823	824.500	1,060.771	1,340.741	1,631.138	3,556.869	5,029.702	8,463.080	NA
UTI Value Opportunities Fund - Gr	146.759	351.156	557.291	759.965	995.238	1,262.348	1,512.827	2,663.832	3,608.418	5,935.252	NA
Average Value of Above Funds	150.669	359.976	566.826	762.586	992.855	1,270.560	1,548.477	2,989.724	4,035.784	6,116.182	18,209.055
Maximum Value	170.730	452.841	739.454	995.476	1,310.337	1,689.463	2,091.530	4,787.320	6,951.382	10,098.600	31,575.414
Minimum Value	137.389	312.623	478.635	639.287	821.975	1,028.831	1,223.618	2,124.733	2,767.607	3,877.607	7,265.913
Universe	154	154	154	146	141	140	137	123	112	81	27

SIP RETURN AS ON 30TH SEP 2021

ELSS / Tax Savings Schemes

Starting - October Month of	2020	2019	2018	2017	2016	2015	2014	2011	2009	2006	2001
Years	1	2	3	4	5	6	7	10	12	15	20
Invested Amount	120,000	240,000	360,000	480,000	600,000	720,000	840,000	1,200,000	1,440,000	1,800,000	2400000
Returns % - CAGR											
Aditya Birla Sun Life Tax Relief 96 Fund - IDCW	26.17	25.82	19.09	14.18	13.19	13.06	12.55	15.07	14.15	13.59	16.10
Axis Long Term Equity Fund - Gr	49.51	41.07	31.28	24.75	22.29	20.67	18.95	20.21	NA	NA	NA
Baroda Elss 96 - IDCW	58.27	47.07	32.55	23.13	19.09	17.32	15.45	14.90	13.48	12.43	NA
BNP Paribas Long Term Equity Fund - Gr	36.61	34.17	26.63	20.63	18.14	16.67	15.17	15.94	15.32	14.16	NA
BOI AXA Tax Advantage Fund - Regular Gr	56.67	51.49	40.07	29.33	25.62	23.50	21.16	19.51	17.47	NA	NA
Canara Robeco Equity Tax Saver Fund - IDCW	47.68	44.85	33.60	26.50	23.24	21.31	19.11	17.75	16.39	16.25	18.41
DSP Tax Saver Fund - Gr	53.75	45.74	33.35	25.43	21.79	20.42	18.88	19.04	17.63	NA	NA
Edelweiss Long Term Equity Fund (Tax Savings) - Gr	42.24	37.25	26.75	19.84	17.11	15.82	14.43	14.81	14.01	NA	NA
Franklin India Taxshield - Gr	51.01	43.30	28.89	21.30	18.03	16.44	15.01	15.79	15.16	15.01	17.96
HDFC TaxSaver - IDCW	48.08	37.37	23.89	16.76	14.00	13.41	12.13	12.92	12.22	12.52	17.38
HSBC Tax Saver Equity Fund - Gr	51.20	41.20	28.84	20.94	17.80	16.73	15.34	15.75	14.79	NA	NA
ICICI Prudential Long Term Equity Fund - Regular Gr	54.10	44.35	30.72	23.45	20.14	18.44	16.76	17.00	16.01	15.85	19.39
IDBI Equity Advantage Fund - Gr	42.01	32.70	23.58	17.50	15.35	14.31	13.16	NA	NA	NA	NA
IDFC Tax Advantage (ELSS) Fund - Regular Gr	61.25	54.02	36.27	26.04	22.42	20.80	18.89	18.76	17.50	NA	NA
Invesco India Tax Plan - Gr	47.90	41.14	30.25	23.25	20.62	19.26	17.71	18.22	17.13	NA	NA
JM Tax Gain Fund - Gr Option	53.17	45.17	33.05	25.21	22.01	20.74	18.89	18.51	16.53	NA	NA
Kotak Tax Saver - Gr	44.17	39.92	29.40	22.91	19.83	18.68	17.13	16.96	15.50	14.22	NA
L&T Tax Advantage Fund - Gr	38.73	35.87	25.17	18.19	15.92	15.44	14.48	15.09	14.26	14.29	NA
LIC MF Tax Plan Gr	46.04	36.27	26.21	20.11	17.86	16.85	15.26	15.31	14.05	12.69	NA
Mirae Asset Tax Saver Fund - Gr	50.12	47.36	35.02	27.39	24.44	NA	NA	NA	NA	NA	NA
Motilal Oswal Long Term Equity Fund - Gr	50.21	40.01	28.97	21.19	18.45	18.08	NA	NA	NA	NA	NA
Nippon India Tax Saver Fund - Gr	56.37	43.16	26.97	17.69	13.96	12.77	11.37	13.71	13.44	13.61	NA
Principal Tax Savings Fund	50.19	43.58	30.00	21.73	18.88	18.08	16.75	17.35	16.12	14.43	16.62
SBI Long Term Equity Fund - IDCW	44.65	40.09	27.97	20.61	17.41	15.89	14.32	14.74	13.84	13.17	19.10
Sundaram Diversified Equity Tax Saver Fund - IDCW	45.97	38.53	25.95	18.22	15.18	14.27	13.18	13.64	12.66	12.18	16.29
Tata India Tax Savings Fund Regular Plan - IDCW	43.41	37.55	26.82	20.17	17.77	16.91	15.99	16.89	15.94	15.13	17.38
Taurus Tax Shield - Gr	36.15	32.74	23.70	18.15	16.55	16.07	14.87	14.54	13.39	13.41	NA
Union Long Term Equity Fund - Gr	52.68	45.17	33.15	25.24	21.42	19.12	16.78	NA	NA	NA	NA
UTI Long Term Equity Fund (Tax Saving) - Gr	49.98	44.22	32.21	24.29	20.78	19.01	17.19	16.26	14.87	13.68	NA
Average Return of Above Funds	47.58	41.05	29.37	21.94	19.04	17.59	16.05	16.45	15.16	13.98	17.72
Maximum Return	61.25	54.02	40.07	29.33	25.62	23.50	21.16	20.21	17.63	16.25	19.39
Minimum Return	26.17	25.82	19.09	14.18	13.19	12.77	11.37	12.92	12.22	12.18	16.10
Universe	29	29	29	29	29	28	27	25	24	17	9
S&P BSE SENSEX TRI	42.98	38.78	28.52	23.17	21.07	19.73	17.84	16.31	14.95	13.98	16.14
NIFTY 50 TRI	44.56	39.98	28.88	22.96	20.57	19.25	17.44	16.01	14.68	13.76	15.66
NIFTY 500 TRI	49.93	44.07	31.25	23.77	20.83	19.50	17.78	16.76	15.26	14.25	16.40

Aggressive Hybrid Schemes

Starting - October Month of	2020	2019	2018	2017	2016	2015	2014	2011	2009	2006	2001
Years	1	2	3	4	5	6	7	10	12	15	20
Invested Amount	120,000	240,000	360,000	480,000	600,000	720,000	840,000	1,200,000	1,440,000	1,800,000	2400000
Returns % - CAGR											
Aditya Birla Sun Life Equity Hybrid 95 Fund - Gr	39.00	34.34	23.80	17.60	14.94	13.99	13.04	13.89	13.33	13.53	15.84
Axis Equity Hybrid Fund - Gr	38.42	31.78	24.70	NA	NA	NA	NA	NA	NA	NA	NA
Baroda Hybrid Equity Fund - Gr	42.60	36.38	25.77	19.05	16.21	14.99	13.69	13.05	12.08	11.06	NA
BNP Paribas Substantial Equity Hybrid Fund - Gr	34.27	30.70	25.04	20.60	NA	NA	NA	NA	NA	NA	NA
BOI AXA Mid & Small Cap Equity & Debt Fund - Gr	63.91	54.43	37.92	26.58	22.51	NA	NA	NA	NA	NA	NA
Canara Robeco Equity Hybrid Fund - Gr	34.62	31.75	25.19	20.50	18.24	17.17	15.91	15.94	15.14	NA	NA
DSP Equity & Bond Fund - Gr	36.84	32.80	25.89	20.44	17.82	16.79	15.66	15.56	14.43	13.99	16.08
Franklin India Equity Hybrid Fund - Gr	36.36	33.37	24.34	18.89	16.29	15.00	13.88	14.49	13.82	13.29	14.98
HDFC Hybrid Equity Fund - Gr	36.70	33.75	24.18	18.63	16.27	15.47	14.48	15.37	14.97	15.26	NA
HSBC Equity Hybrid Fund - Gr	31.43	29.17	22.47	NA	NA	NA	NA	NA	NA	NA	NA
ICICI Prudential Equity & Debt Fund - Regular Gr	62.27	44.91	31.09	23.67	20.21	18.82	17.32	17.19	16.50	15.57	16.40
IDBI Hybrid Equity Fund - Gr	32.57	28.28	20.67	15.01	12.71	NA	NA	NA	NA	NA	NA
IDFC Hybrid Equity Fund - Regular Plan - Gr	41.10	35.83	25.37	18.87	NA	NA	NA	NA	NA	NA	NA
Indiabulls Equity Hybrid Fund - Gr	28.91	27.14	NA	NA	NA	NA	NA	NA	NA	NA	NA
Invesco India Equity And Bond Fund - Gr	29.36	25.63	19.52	NA	NA	NA	NA	NA	NA	NA	NA
JM Equity Hybrid Fund - Gr	42.94	44.04	29.75	21.93	18.20	16.13	14.28	13.47	12.47	11.07	11.28
Kotak Equity Hybrid Fund - Gr	37.34	36.07	27.46	21.22	18.06	16.76	NA	NA	NA	NA	NA
L&T Equity Hybrid Fund - Gr	29.94	28.42	21.09	16.01	14.01	13.32	12.61	14.10	NA	NA	NA
Mahindra Manulife Hybrid Equity Nivesh Yojana - Gr	43.78	37.48	NA	NA	NA	NA	NA	NA	NA	NA	NA
Mirae Asset Hybrid - Equity Fund - Gr	34.78	31.63	23.98	19.39	17.41	16.66	NA	NA	NA	NA	NA
Motilal Oswal Equity Hybrid Fund - Gr	26.76	25.42	21.34	NA	NA	NA	NA	NA	NA	NA	NA
Navi Equity Hybrid Fund - Gr	31.21	25.42	18.83	NA	NA	NA	NA	NA	NA	NA	NA
Nippon India Equity Hybrid Fund - Gr	37.58	29.55	17.88	12.14	10.31	9.90	9.43	11.17	11.02	12.00	NA
PGIM India Hybrid Equity Fund - Gr	35.12	31.10	22.73	17.38	14.80	13.50	12.12	12.19	11.12	10.69	NA
Principal Hybrid Equity Fund - Gr	39.27	33.99	24.00	18.15	16.32	15.95	15.06	15.18	14.14	13.33	14.25
SBI Equity Hybrid Fund - Gr	37.83	31.28	24.18	19.52	17.53	16.40	15.27	16.04	15.09	14.30	NA
Sundaram Equity Hybrid Fund - Gr	39.98	31.97	23.89	19.12	16.97	16.08	14.79	13.41	12.15	11.51	12.74
Tata Hybrid Equity Fund - Regular Plan - Gr	36.99	31.80	22.78	17.44	14.80	13.55	12.45	13.64	13.36	13.58	16.03
UTI Hybrid Equity Fund - Gr	44.58	37.91	26.06	19.18	16.21	15.04	13.82	13.48	12.59	12.15	NA
Average Return of Above Funds	37.90	33.32	24.48	19.20	16.55	15.35	14.04	14.32	13.56	13.05	14.88
Maximum Return	63.91	54.43	37.92	26.58	22.51	18.82	17.32	17.19	16.50	15.57	16.40
Minimum Return	26.76	25.42	17.88	12.14	10.31	9.90	9.43	11.17	11.02	10.69	11.28

SIP VALUE AS ON 30TH SEP 2021

ELSS / Tax Savings Schemes

Starting - October Month of	2020	2019	2018	2017	2016	2015	2014	2011	2009	2006	2001
Years	1	2	3	4	5	6	7	10	12	15	20
Invested Amount	120,000	240,000	360,000	480,000	600,000	720,000	840,000	1,200,000	1,440,000	1,800,000	2400000
Investment Value ₹											
Aditya Birla Sun Life Tax Relief 96 Fund - IDCW	135,471	305,557	474,369	634,393	832,577	1,066,136	1,309,667	2,631,740	3,541,053	5,439,572	15,157,525
Axis Long Term Equity Fund - Gr	148,435	346,871	558,818	774,101	1,037,704	1,336,891	1,643,125	3,466,669	NA	NA	NA
Baroda Elss 96 - IDCW	153,134	363,652	568,114	751,218	960,890	1,210,783	1,451,334	2,607,036	3,387,832	4,923,593	NA
BNP Paribas Long Term Equity Fund - Gr	141,356	327,924	525,489	716,907	939,109	1,187,381	1,437,285	2,757,126	3,825,288	5,713,560	NA
BOI AXA Tax Advantage Fund - Regular Gr	152,281	376,198	625,507	841,926	1,123,526	1,453,281	1,776,305	3,339,482	4,413,487	NA	NA
Canara Robeco Equity Tax Saver Fund - IDCW	147,442	357,409	575,952	799,420	1,061,614	1,362,737	1,652,580	3,037,342	4,107,524	6,848,095	20,224,322
DSP Tax Saver Fund - Gr	150,719	359,896	574,074	783,904	1,025,435	1,327,301	1,638,986	3,255,794	4,459,510	NA	NA
Edelweiss Long Term Equity Fund (Tax Savings) - Gr	144,470	336,348	526,339	706,348	916,032	1,157,735	1,400,157	2,594,527	3,506,640	NA	NA
Franklin India Taxshield - Gr	149,245	353,073	541,551	726,003	936,614	1,179,451	1,429,051	2,733,873	3,783,575	6,150,749	19,118,987
HDFC TaxSaver - IDCW	147,659	336,671	506,537	666,382	849,144	1,077,316	1,290,384	2,345,885	3,116,594	4,962,594	17,780,294
HSBC Tax Saver Equity Fund - Gr	149,345	347,221	541,180	721,111	931,369	1,189,629	1,445,733	2,728,872	3,693,362	NA	NA
ICICI Prudential Long Term Equity Fund - Regular Gr	150,909	355,997	556,730	755,730	985,592	1,251,627	1,520,553	2,918,102	4,004,405	6,613,171	22,869,636
IDBI Equity Advantage Fund - Gr	144,343	323,951	504,399	675,798	877,644	1,106,670	1,338,262	NA	NA	NA	NA
IDFC Tax Advantage (ELSS) Fund - Regular Gr	154,717	383,431	596,014	792,669	1,041,074	1,342,007	1,639,835	3,207,330	4,421,691	NA	NA
Invesco India Tax Plan - Gr	147,560	347,064	551,296	752,926	996,998	1,282,211	1,572,253	3,114,795	4,314,879	NA	NA
JM Tax Gain Fund - Gr Option	150,406	358,286	571,803	780,668	1,030,890	1,339,659	1,639,610	3,164,870	4,146,108	NA	NA
Kotak Tax Saver - Gr	145,527	343,693	545,151	748,158	978,212	1,260,387	1,540,635	2,911,932	3,869,853	5,744,647	NA
L&T Tax Advantage Fund - Gr	142,529	332,559	515,336	684,662	889,955	1,144,612	1,402,292	2,634,051	3,565,982	5,777,356	NA
LIC MF Tax Plan Gr	146,550	333,656	522,567	710,006	932,858	1,193,733	1,441,657	2,665,145	3,516,477	5,036,141	NA
Mirae Asset Tax Saver Fund - Gr	148,764	364,459	586,546	812,661	1,092,437	NA	NA	NA	NA	NA	NA
Motilal Oswal Long Term Equity Fund - Gr	148,811	343,934	542,133	724,484	946,272	1,238,230	NA	NA	NA	NA	NA
Nippon India Tax Saver Fund - Gr	152,122	352,677	527,931	678,296	848,361	1,056,996	1,256,099	2,447,108	3,378,061	5,448,336	NA
Principal Tax Savings Fund	148,803	353,850	549,536	731,811	956,084	1,238,155	1,519,972	2,972,701	4,033,003	5,850,254	16,179,746
SBI Long Term Equity Fund - IDCW	145,788	344,154	534,985	716,699	922,717	1,160,081	1,394,362	2,585,129	3,467,212	5,249,583	22,054,674
Sundaram Diversified Equity Tax Saver Fund - IDCW	146,510	339,845	520,783	685,110	874,049	1,105,468	1,339,220	2,438,273	3,208,863	4,820,053	15,721,154
Tata India Tax Savings Fund Regular Plan - IDCW	145,108	337,149	526,885	710,813	930,725	1,195,894	1,479,388	2,900,010	3,985,611	6,215,921	17,773,470
Taurus Tax Shield - Gr	141,099	324,060	505,209	684,263	903,597	1,166,272	1,422,118	2,557,658	3,366,220	5,357,251	NA
Union Long Term Equity Fund - Gr	150,146	358,295	572,556	781,186	1,016,293	1,277,095	1,521,710	NA	NA	NA	NA
UTI Long Term Equity Fund (Tax Saving) - Gr	148,688	355,627	565,591	767,519	1,000,740	1,273,045	1,543,680	2,804,613	3,713,681	5,483,980	NA
Average Value of Above Funds	147,515	347,017	545,220	735,006	959,949	1,220,742	1,483,195	2,832,803	3,784,455	5,625,580	18,542,201
Maximum Value	154,717	383,431	625,507	841,926	1,123,526	1,453,281	1,776,305	3,466,669	4,459,510	6,848,095	22,869,636
Minimum Value	135,471	305,557	474,369	634,393	832,577	1,056,996	1,256,099	2,345,885	3,116,594	4,820,053	15,157,525
Universe	29	29	29	29	29	28	27	25	24	17	9
S&P BSE SENSEX TRI	144,902	340,557	538,909	751,757	1,007,830	1,300,447	1,579,810	2,811,597	3,731,918	5,626,698	15,244,140
NIFTY 50 TRI	145,739	343,849	541,444	748,876	995,854	1,282,118	1,557,486	2,767,963	3,667,072	5,520,644	14,366,044
NIFTY 500 TRI	148,663	355,217	558,567	760,163	1,002,045	1,291,382	1,576,512	2,879,080	3,809,249	5,761,295	15,741,506

Aggressive Hybrid Schemes

Starting - October Month of	2020	2019	2018	2017	2016	2015	2014	2011	2009	2006	2001
Years	1	2	3	4	5	6	7	10	12	15	20
Invested Amount	120,000	240,000	360,000	480,000	600,000	720,000	840,000	1,200,000	1,440,000	1,800,000	2400000
Investment Value ₹											
Aditya Birla Sun Life Equity Hybrid 95 Fund - Gr	142,683	328,405	505,898	677,122	868,988	1,096,259	1,332,453	2,469,855	3,352,414	5,410,115	14,677,917
Axis Equity Hybrid Fund - Gr	142,357	321,468	512,123	NA	NA	NA	NA	NA	NA	NA	NA
Baroda Hybrid Equity Fund - Gr	144,667	333,964	519,492	695,940	896,089	1,129,589	1,363,542	2,362,144	3,088,718	4,382,577	NA
BNP Paribas Substantial Equity Hybrid Fund - Gr	140,047	318,573	514,439	716,540	NA	NA	NA	NA	NA	NA	NA
BOI AXA Mid & Small Cap Equity & Debt Fund - Gr	156,122	384,614	608,731	800,698	1,043,322	NA	NA	NA	NA	NA	NA
Canara Robeco Equity Hybrid Fund - Gr	140,243	321,401	515,480	715,212	941,378	1,205,101	1,475,224	2,757,134	3,780,614	NA	NA
DSP Equity & Bond Fund - Gr	141,481	324,233	520,336	714,357	931,846	1,191,773	1,462,424	2,700,544	3,606,275	5,630,707	15,119,361
Franklin India Equity Hybrid Fund - Gr	141,215	325,762	509,650	693,778	898,007	1,129,688	1,372,764	2,550,484	3,462,625	5,300,906	13,196,456
HDFC Hybrid Equity Fund - Gr	141,402	326,796	508,538	690,662	897,657	1,145,944	1,402,577	2,674,789	3,737,109	6,283,861	NA
HSBC Equity Hybrid Fund - Gr	138,455	314,469	496,728	NA	NA	NA	NA	NA	NA	NA	NA
ICICI Prudential Equity & Debt Fund - Regular Gr	155,254	357,553	557,419	758,758	987,172	1,265,707	1,550,777	2,947,745	4,136,634	6,457,541	15,735,052
IDBI Hybrid Equity Fund - Gr	139,096	312,089	484,795	644,507	822,684	NA	NA	NA	NA	NA	NA
IDFC Hybrid Equity Fund - Regular Plan - Gr	143,842	332,459	516,755	693,542	NA	NA	NA	NA	NA	NA	NA
Indiabulls Equity Hybrid Fund - Gr	137,031	309,041	NA	NA	NA	NA	NA	NA	NA	NA	NA
Invesco India Equity And Bond Fund - Gr	137,285	305,049	477,183	NA	NA	NA	NA	NA	NA	NA	NA
JM Equity Hybrid Fund - Gr	144,854	355,134	547,682	734,545	940,436	1,168,468	1,392,529	2,415,200	3,169,169	4,385,780	8,419,189
Kotak Equity Hybrid Fund - Gr	141,758	333,119	531,349	724,829	937,405	1,190,586	NA	NA	NA	NA	NA
L&T Hybrid Equity Fund - Gr	137,612	312,454	487,633	656,899	849,476	1,074,643	1,312,357	2,498,385	NA	NA	NA
Mahindra Manulife Hybrid Equity Nivesh Yojana - Gr	145,314	336,979	NA	NA	NA	NA	NA	NA	NA	NA	NA
Mirae Asset Hybrid - Equity Fund - Gr	140,337	321,069	507,145	700,398	922,763	1,187,185	NA	NA	NA	NA	NA
Motilal Oswal Equity Hybrid Fund - Gr	135,811	304,501	489,271	NA	NA	NA	NA	NA	NA	NA	NA
Navi Equity Hybrid Fund - Gr	138,328	304,488	472,661	NA	NA	NA	NA	NA	NA	NA	NA
Nippon India Equity Hybrid Fund - Gr	141,893	315,486	466,493	609,945	775,656	969,975	1,172,267	2,137,730	2,881,640	4,746,296	NA
PGIM India Hybrid Equity Fund - Gr	140,525	319,633	498,639	674,328	865,827	1,080,409	1,289,586	2,257,109	2,900,129	4,247,875	NA
Principal Hybrid Equity Fund - Gr	142,828	327,442	507,263	684,141	898,586	1,162,190	1,431,463	2,647,295	3,537,244	5,319,391	12,064,311
SBI Equity Hybrid Fund - Gr	142,034	320,123	508,505	702,065	925,245	1,177,905	1,442,366	2,771,797	3,767,494	5,784,378	NA
Sundaram Equity Hybrid Fund - Gr	143,225	321,982	506,504	696,890	912,936	1,166,639	1,418,142	2,407,790	3,103,328	4,552,065	10,044,647
Tata Hybrid Equity Fund - Regular Plan - Gr	141,564	321,526	498,970	675,086	865,999	1,082,051	1,305,084	2,438,414	3,360,938	5,435,924	15,037,524
UTI Hybrid Equity Fund - Gr	145,752	338,136	521,551	697,586	896,116	1,131,258	1,369,709	2,416,839	3,193,735	4,807,243	NA
Average Value of Above Funds	142,173	325,791	510,786	698,083	903,879	1,141,965	1,380,829	2,528,328	3,405,204	5,196,047	13,036,807
Maximum Value	156,122	384,614	608,731	800,698	1,043,322	1,265,707	1,550,777	2,947,745	4,136,634	6,457,541	15,735,052
Minimum Value	135,811	304,488	466,493	609,945	775,656	969,975	1,172,267	2,137,730	2,881,640	4,247,875	8,419,189

SIP SUMMARY

Starting - October Month of	2020	2019	2018	2017	2016	2015	2014	2011	2009	2006	2001
Years	1	2	3	4	5	6	7	10	12	15	20
Invested Amount	120,000	240,000	360,000	480,000	600,000	720,000	840,000	1,200,000	1,440,000	1,800,000	2400000
Returns % CAGR											
Average of Largecap Funds	43.81	37.94	27.42	21.14	18.53	17.33	15.83	15.46	14.41	13.33	16.47
Average of Flexi/Multicap Funds	51.81	43.40	31.23	23.60	20.21	18.82	17.08	17.21	15.76	14.86	17.23
Average of Mid/Smallcap Funds	69.34	59.18	39.53	28.04	23.43	21.36	19.52	20.43	18.93	17.21	19.81
Average of All Diversified Equity Funds	53.50	45.69	32.34	23.92	20.43	18.94	17.27	17.45	16.12	14.94	17.57
Average of ELSS	47.58	41.05	29.37	21.94	19.04	17.59	16.05	16.45	15.16	13.98	17.72
Average of Aggressive Hybrid Funds	37.90	33.32	24.48	19.20	16.55	15.35	14.04	14.32	13.56	13.05	14.88
Investment Value ₹											
Average of Largecap Funds	145,445	338,429	531,297	724,012	948,155	1,211,340	1,471,290	2,687,240	3,600,829	5,321,585	15,874,666
Average of Flexi/Multicap Funds	149,815	353,549	558,675	758,029	987,569	1,265,912	1,538,337	2,950,669	3,939,386	6,071,339	17,453,683
Average of Mid/Smallcap Funds	159,148	398,694	621,630	822,588	1,066,874	1,364,914	1,676,633	3,509,219	4,867,074	7,451,964	24,106,019
Average of All Diversified Equity Funds	150,669	359,976	566,826	762,586	992,855	1,270,560	1,548,477	2,989,724	4,035,784	6,116,182	18,209,055
Average of ELSS	147,515	347,017	545,220	735,006	959,949	1,220,742	1,483,195	2,832,803	3,784,455	5,625,580	18,542,201
Average of Aggressive Hybrid Funds	142,173	325,791	510,786	698,083	903,879	1,141,965	1,380,829	2,528,328	3,405,204	5,196,047	13,036,807

DEFINITION OF LARGE CAP, MID CAP AND SMALL CAP:

- **Large Cap:** 1st -100th company in terms of full market capitalization
- **Mid Cap:** 101st -250th company in terms of full market capitalization
- **Small Cap:** 251st company onwards in terms of full market capitalization

SCHEME CLASSIFICATION:**Equity Schemes:**

Multi Cap Fund: An open ended equity scheme investing across large cap, mid cap, small cap

stocks, Minimum investment in equity & equity related instruments 65% of total assets

Large Cap Fund: An open ended equity scheme predominantly investing in large cap stocks, Minimum investment in equity & equity related instruments of large cap companies 80% of total assets

Large & Mid Cap Fund: An open ended equity scheme investing in both large cap and mid cap stocks, Minimum investment in equity & equity related instruments of large cap companies 35% of total assets & mid cap companies 35% of total assets

Mid Cap Fund: An open ended equity scheme predominantly investing in mid cap stocks, Minimum investment in equity & equity related instruments of mid cap companies 65% of total assets

Small cap Fund: An open ended equity scheme predominantly investing in small cap stocks, Minimum investment in equity & equity related instruments of small cap companies 65% of total assets

Dividend Yield Fund: An open ended equity scheme predominantly investing in dividend yielding stocks, Minimum investment in equity 65% of total assets

Value Fund: An open ended equity scheme following a value investment strategy, Minimum investment in equity & equity related instruments 65% of total assets

Contra Fund: An open ended equity scheme following contrarian investment strategy, Minimum investment in equity & equity related instruments 65% of total assets

Focused Fund: An open ended equity scheme investing in maximum 30 stocks (where the scheme intends to focus, multi cap, large cap, mid cap, small cap), Minimum investment in equity & equity related instruments 65% of total assets

Sectoral/ Thematic: An open ended equity scheme investing in Sector / Theme, Minimum investment in equity & equity related instruments of a particular sector / particular theme 80% of total assets

ELSS: An open ended equity linked saving scheme with a statutory lock in of 3 years and tax benefit, Minimum investment in equity & equity related instruments 80% of total assets

Debt Schemes:

Overnight Fund: Investment in overnight securities having maturity of 1 day

Liquid Fund: Investment in Debt and money market securities with maturity of upto 91 days only

Ultra Short Duration Fund : Investment in Debt & Money Market instruments such that the Macaulay duration of the

portfolio is between 3 - 6 months

Low Duration Fund: Investment in Debt & Money Market instruments such that the Macaulay duration of the portfolio is between 6 - 12 months

Money Market Fund: Investment in Money Market instruments having maturity upto 1 year

Short Duration FundL: Investment in Debt & Money Market instruments such that the Macaulay duration of the portfolio is between 1 - 3 years

Medium Duration Fund: Investment in Debt & Money Market instruments such that the Macaulay duration of the portfolio is between 3 - 4 years. Portfolio Macaulay duration under anticipated adverse situation is 1 year to 4 years.

Medium to Long Duration Fund: Investment in Debt & Money Market instruments such that the Macaulay duration of the portfolio is between 4 - 7 years. Portfolio Macaulay duration under anticipated adverse situation is 1 year to 7 years.

Long Duration Fund: Investment in Debt & Money Market Instruments such that the Macaulay duration of the portfolio is greater than 7 years

Dynamic Bond Fund: Investment across duration

Corporate Bond Fund: Minimum investment in corporate bonds 80% of total assets (only in AA+ and above rated corporate bonds)

Credit Risk Fund: Minimum investment in corporate bonds 65% of total assets [only in AA (excluding AA+) and below rated corporate bonds]

Banking and PSU Fund: Minimum investment in Debt instruments of banks, Public Sector Undertakings, Public Financial Institutions and Municipal Bonds - 80% of total assets

Gilt Fund: Minimum investment in Gsecs 80% of total assets (across maturity)

Gilt Fund with 10 year constant duration : Minimum investment in Gsecs 80% of total assets such that the Macaulay duration of the portfolio is equal to 10 years

Floater Fund: Minimum investment in floating rate instruments (including fixed rate instruments converted to floating rate exposures using swaps/ derivatives) - 65% of total assets

Macaulay Duration : It is the weighted average term to maturity of the cash flows from an instrument. The weight of each cash flow is determined by dividing the present value of the cash flow by the price. Macaulay duration is a measure of interest rate sensitivity of a Fixed income instrument. Higher the Macaulay duration, higher would be the interest rate risk.

Hybrid Schemes:

Conservative Hybrid Fund: An open ended hybrid scheme investing predominantly in debt instruments, Investment in equity & equity related instruments between 10% and 25% of total assets; Debt instruments between 75% and 90% of total assets

Aggressive Hybrid Fund: An open ended hybrid scheme investing predominantly in equity and equity related instruments, Equity & Equity related instruments between 65% and 80% of total assets; Debt instruments between 20% 35% of total assets

Dynamic Asset Allocation or Balanced Advantage: An open ended dynamic asset allocation fund, Investment in equity / debt that is managed dynamically

Multi Asset Allocation: An open ended scheme investing in three different asset classes with a minimum allocation of at least 10% each in all three asset classes

Arbitrage Fund: An open ended scheme investing in arbitrage opportunities. Minimum investment in equity & equity related instruments 65% of total assets

Equity Savings: An open ended scheme investing in equity, arbitrage and debt, Minimum investment in equity & equity related instruments 65% of total assets and debt 10% of total assets

Solution Oriented Schemes :

Retirement Fund: An open ended retirement solution oriented scheme having a lock-in of 5 years or till retirement age (whichever is earlier)

Children's Fund: An open ended fund for investment for children having a lock-in for at least 5 years or till the child attains age of majority (whichever is earlier)

Other Schemes:

Index Funds/ ETFs: Minimum investment in securities of a particular index (which is being replicated / tracked) 95% of total assets

FoFs (Overseas/ Domestic): An open ended fund of fund scheme. Minimum investment in the underlying fund 95% of total assets

How To Read Fund Performance Scorecard

Rank: Higher the return, Higher the rank, i.e. scheme with the highest return will have the first rank. If a scheme has higher ranks (Rank 1 or 2) in all the given periods, then that scheme is considered to be a good performing as well as consistent scheme.

Quartile: Performance for the period is differentiated in four quartiles. First quartile represents best performing schemes (top 25% schemes), while last or fourth quartile represents relatively worst performing schemes for the period. **If a scheme remains in first or second quartile for all the given periods, then the performance of the scheme is considered as consistent & above average.** For further filtration, risk ratio should be considered.

Standard Deviation: Standard Deviation is absolute measure of volatility. It suggests the deviation of returns from its mean.

Beta: It is the measure of the volatility of a security or a portfolio as compared to the market as a whole. Beta signifies the risk or volatility relative to the Benchmark Indices. By definition, benchmark index holds Beta of 1. For example - If a fund's Beta is 1.2, it simply means that the fund is 1.2 times more volatile than the benchmark index.

Sharpe Ratio: The Sharpe ratio, also known as Reward to Risk Ratio, measures the risk-adjusted performance. It indicates the excess return per unit of risk associated with the excess return.

To calculate Sharpe ratio, risk free rate is subtracted from portfolio returns and dividing the result by the standard deviation of the portfolio returns. **The higher the Sharpe Ratio, the better the performance.** A negative Sharpe indicates that a rational investor would choose risk-less asset over the risky investment under analysis.

Treynor Ratio: The Treynor ratio, also known as the Reward to Volatility ratio, measures returns earned in excess of that which could have been earned on a risk-less investment per each unit of market risk. To calculate Treynor ratio, risk free rate is subtracted from portfolio returns and dividing the result by the Beta of the portfolio returns. Treynor ratio is a risk-adjusted measure of return based on systematic risk. It is similar to the Sharpe ratio, but the Treynor ratio uses beta as the measurement of volatility whereas Sharpe ratio uses Standard Deviation. **The higher Treynor Ratio score means better the fund.**

Alpha: The excess return of the fund relative to the return of the benchmark index is a fund's alpha. Alpha is the actual return in excess to what was predicted using the CAPM model. Alpha is often considered to represent the value that a portfolio manager adds to or subtracts from a fund's return. **The higher Alpha score means better the fund.**

Diversification - A risk management technique that mixes a wide variety of investments within a portfolio. The rationale behind this technique contends that a portfolio of different kinds of investments will, on average, yield higher returns and pose a lower risk than any individual investment found within the portfolio. Diversification strives to smooth out unsystematic risk events in a portfolio so that the positive performance of some investments will neutralize the negative performance of others. Therefore, the benefits of diversification will hold only if the securities in the portfolio are not perfectly correlated (ideally perfectly negatively correlated).

Risk Adjusted Returns - We should know that how much risk is involved in producing an investment's return. The return generated in excess of risk is known as Risk Adjusted Return and is generally expressed as a number or rating. Risk-adjusted returns are applied to individual securities and investment funds and portfolios. There are five principal risk measures: Alpha, Beta, R-squared, Standard Deviation and the Sharpe ratio. Each risk measure is unique in how it measures risk.

*Returns calculated on Absolute basis for less than 1 year period for Equity oriented, ELSS and Balanced schemes. For definitions see page no. 30.

Large Cap Fund

Scheme Name	CAGR Returns %				Quartile			
	1 Yr	3 Yr	5 Yr	10 Yr	1 Yr	3 Yr	5 Yr	10 Yr
Aditya Birla Sun Life Frontline Equity Fund - Gr *	60.34	16.99	13.62	16.05	2	3	3	1
Axis Bluechip Fund - Gr *	52.52	20.89	18.17	17.08	3	1	1	1
Baroda Large Cap Fund - Gr *	55.11	17.37	13.04	11.29	2	2	4	4
BNP Paribas Large Cap Fund - Gr *	51.03	19.64	14.80	15.94	4	1	2	1
Canara Robeco Bluechip Equity Fund - Gr *	53.58	21.34	17.27	15.74	3	1	1	2
DSP Top 100 Equity Fund Gr *	50.64	15.85	11.55	12.78	4	4	4	4
Edelweiss Large Cap Fund - Gr *	52.92	17.18	15.08	15.70	3	2	2	2
Franklin India Bluechip Fund Gr *	71.73	16.30	13.06	13.77	1	3	4	3
HDFC Top 100 Fund - Gr *	63.97	14.30	13.60	14.14	1	4	3	3
HSBC Large Cap Equity Fund - Gr *	52.30	16.72	14.19	13.49	3	3	2	4
ICICI Prudential Bluechip Fund - Gr *	58.83	16.71	15.25	15.87	2	3	1	2
IDBI India Top 100 Equity Fund - Gr *	60.52	21.18	13.79	N.A.	1	1	3	-
IDFC Large Cap Fund - Regular Gr *	47.46	16.48	14.50	13.55	4	3	2	4
Indiabulls Blue Chip Fund - Gr *	45.25	13.36	12.26	N.A.	4	4	4	-
Invesco India Largecap Fund - Gr *	53.33	17.92	14.39	15.05	3	2	2	2
JM Large Cap Fund - Gr *	40.56	14.44	11.94	12.51	4	4	4	4
Kotak Bluechip Fund - Gr *	56.84	19.74	15.22	15.12	2	1	1	2
L&T India Large Cap Fund - Gr *	52.12	17.11	13.38	13.88	4	3	3	3
LIC MF Large Cap Fund - Gr *	55.39	18.75	13.83	14.09	2	1	3	3
Mahindra Manulife Large Cap Pragati Yojana - Gr *	61.93	N.A.	N.A.	N.A.	1	-	-	-
Mirae Asset Large Cap Fund - Gr *	54.31	18.46	16.83	18.35	3	2	1	1
Navi Large Cap Equity Fund - Gr *	54.83	16.17	13.23	13.11	3	4	4	4
Nippon India Large Cap Fund - Gr *	69.69	15.41	14.49	16.17	1	4	2	1
PGIM India Large Cap Fund - Gr *	51.59	16.01	13.43	14.20	4	4	3	3
SBI Blue Chip Fund - Gr *	60.71	18.72	13.90	17.20	1	1	2	1
Tata Large Cap Fund - Gr *	63.42	17.87	13.53	14.15	1	2	3	3
Taurus Largecap Equity Fund - Gr *	45.54	12.29	9.88	10.79	4	4	4	4
Union Largecap Fund - Gr *	57.81	17.28	N.A.	N.A.	2	2	-	-
UTI Master Share - Gr *	59.04	18.72	15.30	14.77	2	1	1	2
Average of Large Cap Funds	55.63	17.26	14.06	14.59				
NIFTY 50 TRI	58.54	18.63	16.82	14.95				
S&P BSE 100 TRI	58.92	18.57	16.55	15.18				
Universe	29	28	27	25				

Large & Mid Cap Fund

Scheme Name	CAGR Returns %				Quartile			
	1 Yr	3 Yr	5 Yr	10 Yr	1 Yr	3 Yr	5 Yr	10 Yr
Aditya Birla Sun Life Equity Advantage Fund - Gr *	66.45	19.91	13.94	17.49	2	2	4	1
Axis Growth Opportunities Fund - Gr *	67.91	N.A.	N.A.	N.A.	2	-	-	-
Baroda Large & Mid Cap Fund - Gr *	62.03	N.A.	N.A.	N.A.	3	-	-	-
BOI AXA Large & Mid Cap Equity Fund - Reg Gr *	58.06	19.30	13.22	13.65	4	3	4	4
Canara Robeco Emerging Equities Fund - Gr *	62.62	22.39	18.15	22.74	3	1	1	1
DSP Equity Opportunities Fund - Gr *	66.68	20.64	15.82	16.85	2	2	2	2
Edelweiss Large & Mid Cap Fund - Regular Gr *	62.23	20.61	16.61	15.83	3	2	1	3
Franklin India Equity Advantage Fund - Gr *	72.71	16.50	12.86	15.54	1	4	4	3
HDFC Large and Mid Cap Fund - Gr *	74.58	19.45	15.17	13.42	1	3	2	4
HSBC Large and Mid Cap Equity Fund - Gr *	62.46	N.A.	N.A.	N.A.	3	-	-	-
ICICI Prudential Large & Mid Cap Fund - Gr *	77.72	19.23	14.99	16.34	1	3	3	3
IDFC Core Equity Fund - Regular Plan - Gr *	58.10	16.26	14.03	14.36	4	4	3	4
Invesco India Growth Opportunities Fund - Gr *	49.81	17.46	16.01	16.36	4	4	2	2
Kotak Equity Opportunities Fund - Gr *	55.18	20.80	15.75	16.99	4	1	2	2
L&T Large and Midcap Fund - Gr *	45.12	14.89	12.98	15.59	4	4	4	3
LIC MF Large & Mid Cap Fund - Gr *	56.70	20.01	15.67	N.A.	4	2	2	-
Mahindra Manulife Top 250 Nivesh Yojana - Gr *	69.99	N.A.	N.A.	N.A.	1	-	-	-
Mirae Asset Emerging Bluechip Fund - Gr *	68.46	26.71	21.02	24.84	2	1	1	1
Motilal Oswal Large and Mid-Cap Fund - Gr *	71.34	N.A.	N.A.	N.A.	1	-	-	-
Navi Large & Midcap Fund - Gr *	62.09	20.02	14.61	N.A.	3	2	3	-
Nippon India Vision Fund Gr *	65.51	17.71	12.57	13.43	2	4	4	4
Principal Emerging Bluechip Fund - Gr *	64.02	20.91	16.82	21.85	2	1	1	1
SBI Large & Midcap Fund - Gr *	65.29	19.39	15.06	17.40	2	3	3	2
Sundaram Large & Midcap Fund - Gr *	62.66	19.08	17.10	15.83	3	3	1	3
Tata Large & Mid Cap Fund - Gr *	56.29	21.02	14.65	16.37	4	1	3	2
Union Large & Midcap Fund - Gr *	58.25	N.A.	N.A.	N.A.	3	-	-	-
UTI Core Equity Fund - Gr *	73.60	18.33	13.72	14.26	1	4	4	4
Average of Large & Mid Cap Funds	63.55	19.55	15.27	16.80				
NIFTY 100 TRI	58.51	18.39	16.49	15.34				
S&P BSE 200 TRI	61.22	19.50	16.86	15.71				
Universe	27	21	21	19				

Multi Cap Fund

Scheme Name	CAGR Returns %				Quartile			
	1 Yr	3 Yr	5 Yr	10 Yr	1 Yr	3 Yr	5 Yr	10 Yr
Aditya Birla Sun Life Flexi Cap Fund - Gr *	63.67	19.33	14.85	18.02	2	2	3	1
Axis Flexi Cap Fund - Gr *	58.44	22.04	N.A.	N.A.	3	1	-	-
Baroda Multi Cap Fund - Gr Plan *	75.63	22.39	15.14	14.62	1	1	2	4
BNP Paribas Multi Cap Fund - Gr *	67.02	19.85	15.24	16.01	2	2	2	3
BOI AXA Flexi Cap Fund - Gr *	66.20	N.A.	N.A.	N.A.	2	-	-	-
Canara Robeco Flexi Cap Fund - Gr *	56.87	21.98	18.10	16.10	3	2	1	3
DSP Flexi Cap Fund - Reg. Plan - Gr *	66.58	23.90	17.09	16.32	2	1	1	2
Edelweiss Flexi Cap Fund - Gr *	61.78	18.21	16.39	N.A.	3	3	2	-
Franklin India Flexi Cap Fund - Gr *	76.13	18.32	14.32	16.61	1	3	3	2
HDFC Flexi Cap Fund - Gr *	75.96	16.51	14.52	15.05	1	4	3	4
HSBC Flexi Cap Fund - Gr *	57.20	16.56	12.55	15.14	3	3	4	3
ICICI Prudential Multicap Fund - Gr *	69.02	15.84	13.60	16.42	2	4	4	2
IDBI Flexi Cap Fund - Gr *	59.69	19.27	13.71	N.A.	3	2	3	-
IDFC Flexi Cap Fund - Regular Gr *	53.45	14.42	11.40	15.49	4	4	4	3
Invesco India Multicap Fund - Gr *	66.71	19.91	15.15	19.22	2	2	2	1
ITI Multi Cap Fund - Gr *	54.96	N.A.	N.A.	N.A.	4	-	-	-
JM Flexicap Fund - Gr *	70.05	20.77	16.21	16.61	1	2	2	2
Kotak Flexicap Fund - Gr *	52.01	17.23	14.91	17.61	4	3	3	2
L&T Flexicap Fund - Gr *	48.44	14.73	12.53	14.02	4	4	4	4
LIC MF Flexi Cap Fund - Gr *	44.96	14.34	11.09	11.43	4	4	4	4
Mahindra Manulife Multi Cap Badhat Yojana - Gr *	79.14	25.99	N.A.	N.A.	1	1	-	-
Motilal Oswal Flexi Cap Fund - Gr *	42.24	13.12	12.02	N.A.	4	4	4	-
Navi Flexi Cap Fund - Gr *	56.32	17.51	N.A.	N.A.	3	3	-	-
Nippon India Multi Cap Fund - Gr *	83.47	17.59	14.26	16.02	1	3	3	3
Parag Parikh Flexi Cap Fund - Reg Gr *	57.38	26.79	22.06	N.A.	3	1	1	-
PGIM India Flexi Cap Fund - Gr *	73.58	28.47	19.43	N.A.	1	1	1	-
Principal Multi Cap Growth Fund - Gr *	69.38	18.82	16.25	18.31	2	2	2	1
Quant Active Fund - G *	81.20	31.82	23.87	20.93	1	1	1	1
SBI Flexicap Fund - Gr *	62.84	18.80	15.14	17.88	2	3	2	2
Shriram Flexi Cap Fund - Gr	43.43	13.63	N.A.	N.A.	4	4	-	-
Sundaram Equity Fund - Gr *	62.14	N.A.	N.A.	N.A.	3	-	-	-
Tata Flexi Cap Fund - Gr *	46.01	18.04	N.A.	N.A.	4	3	-	-
Taurus Flexi Cap Fund - Gr *	46.92	10.92	9.41	11.16	4	4	4	4
Union Flexi Cap Fund - Gr *	62.42	21.31	15.83	14.26	3	2	2	4
UTI Flexi Cap Fund - Gr *	68.72	24.92	19.16	18.11	2	1	1	1
Average of Flexi Cap Funds	62.28	19.48	15.34	16.15				
NIFTY 500 TRI	62.87	19.50	16.62	15.54				
Universe	35	32	27	22				

Mid Cap Fund

Scheme Name	CAGR Returns %				Quartile			
	1 Yr	3 Yr	5 Yr	10 Yr	1 Yr	3 Yr	5 Yr	10 Yr
Aditya Birla Sun Life Midcap Fund - Gr *	71.92	18.35	12.38	16.80	2	4	4	4
Axis MidCap Fund - Gr *	62.00	26.13	20.70	21.57	4	1	1	1
Baroda Mid-cap Fund - Gr *	73.82	24.99	16.71	8.61	1	2	2	4
BNP Paribas Midcap Fund - Gr *	68.85	23.81	15.58	20.17	3	2	3	2
DSP Midcap Fund - Reg Gr *	50.40	22.73	15.98	18.97	4	3	2	3
Edelweiss Mid Cap Fund - Regular Gr *	75.48	25.10	17.92	21.50	1	1	1	1
Franklin India Prima Fund Gr *	68.36	19.85	14.47	20.07	3	4	4	2
HDFC Mid Cap Opportunities Fund - Gr *	67.03	20.50	14.92	19.82	3	3	3	3
ICICI Prudential MidCap Fund - Gr *	73.30	21.00	15.79	19.16	2	3	3	3
IDBI Midcap Fund - Gr *	62.14	18.62	N.A.	N.A.	4	4	-	-
Invesco India Midcap Fund - Gr *	59.93	22.67	17.55	20.07	4	3	2	2
Kotak Emerging Equity Fund - Gr *	72.58	25.89	17.60	21.35	2	1	1	1
L&T Midcap Fund - Gr *	52.97	17.55	15.28	19.83	4	4	3	2
Mahindra Manulife Mid Cap Unnati Yojana - Gr *	71.59	23.25	N.A.	N.A.	2	2	-	-
Mirae Asset Midcap Fund - Gr *	79.91	N.A.	N.A.	N.A.	1	-	-	-
Motilal Oswal Midcap 30 Fund - Gr *	67.71	20.26	12.38	N.A.	3	4	4	-
Nippon India Growth Fund - Gr *	76.20	26.25	17.73	17.70	1	1	1	4
PGIM India Midcap Opportunities Fund - Gr *	87.82	34.32	19.85	N.A.	1	1	1	-
Principal Midcap Fund - Gr *	69.84	N.A.	N.A.	N.A.	2	-	-	-
SBI Magnum MidCap Fund - Gr *	77.84	24.44	13.57	20.46	1	2	4	1
Sundaram Mid Cap Fund - Gr *	62.23	16.32	11.49	17.59	4	4	4	4
Tata Mid Cap Growth Fund - Gr *	62.98	24.94	16.58	19.72	3	2	2	3
Taurus Discovery (Midcap) Fund - Gr *	55.12	20.86	16.59	18.88	4	3	2	4
Union Midcap Fund - Gr *	72.89	N.A.	N.A.	N.A.	2	-	-	-
UTI Mid Cap Fund - Gr *	68.25	24.67	15.15	20.16	3	2	3	2
Average of Mid Cap Funds	68.45	22.84	15.91	19.02				
NIFTY MIDCAP 100 TRI	80.55	22.13	15.72	17.01				
Universe	25	22	20	18				

Small Cap Fund

Scheme Name	CAGR Returns %				Quartile			
	1 Yr	3 Yr	5 Yr	10 Yr	1 Yr	3 Yr	5 Yr	10 Yr
Aditya Birla Sun Life Small Cap Fund - Gr *	81.84	17.29	12.14	17.17	3	4	4	4
Axis Small Cap Fund - Gr *	75.86	31.72	21.31	N.A.	4	1	1	-
BOI AXA Small Cap Fund - Gr *	84.97	N.A.	N.A.	N.A.	3	-	-	-
Canara Robeco Small Cap Fund - Gr *	88.64	N.A.	N.A.	N.A.	2	-	-	-
DSP Small Cap Fund - Gr *	76.27	26.46	15.56	22.05	4	2	3	2
Edelweiss Small Cap Fund - Gr *	86.36	N.A.	N.A.	N.A.	2	-	-	-
Franklin India Smaller Companies Fund - Gr *	86.72	19.58	13.45	21.46	2	4	4	2
HDFC Small Cap Fund - Gr *	92.32	20.63	19.18	19.07	1	4	2	3
HSBC Small Cap Equity Fund - Gr *	84.11	22.87	14.17	18.08	3	3	4	3
ICICI Prudential Smallcap Fund - Gr *	92.71	30.05	17.10	18.07	1	1	3	4
IDBI Small Cap Fund - Gr *	80.99	21.25	N.A.	N.A.	3	3	-	-
IDFC Emerging Businesses Fund - Gr *	80.75	N.A.	N.A.	N.A.	4	-	-	-
Invesco India Smallcap Fund - Gr *	82.03	N.A.	N.A.	N.A.	3	-	-	-
ITI Small Cap Fund - Gr *	65.15	N.A.	N.A.	N.A.	4	-	-	-
Kotak Smallcap Fund - Gr *	100.67	33.04	20.45	21.48	1	1	2	2
L&T Emerging Businesses Fund - Gr *	93.38	21.04	18.52	N.A.	1	4	2	-
Nippon India Small Cap Fund - Gr *	92.39	27.16	22.24	24.95	1	2	1	1
Principal Small Cap Fund - Gr *	89.92	N.A.	N.A.	N.A.	2	-	-	-
SBI Small Cap Fund - Gr *	70.87	26.25	21.91	25.67	4	2	1	1
Sundaram Small Cap Fund - Gr *	88.88	23.44	13.33	18.02	2	3	4	4
Tata Small Cap Fund - Gr *	88.55	N.A.	N.A.	N.A.	2	-	-	-
Union Small Cap Fund - Gr *	78.65	27.87	16.71	N.A.	4	2	3	-
Average of Small Cap Funds	84.64	24.90	17.39	20.60				
S&P BSE SMALL CAP TRI	90.41	26.06	18.08	16.33				
Universe	22	14	13	10				

Focused Fund

Scheme Name	CAGR Returns %				Quartile			
	1 Yr	3 Yr	5 Yr	10 Yr	1 Yr	3 Yr	5 Yr	10 Yr
Aditya Birla Sun Life Focused Equity Fund - Gr *	58.00	17.83	14.30	16.34	3	3	3	2
Axis Focused 25 Fund - Gr *	61.91	21.24	19.04	N.A.	2	1	1	-
BNP Paribas Focused 25 Equity Fund - Gr *	54.13	18.20	N.A.	N.A.	3	2	-	-
DSP Focus Fund - Gr *	48.07	17.49	12.13	13.58	4	3	4	3
Franklin India Focused Equity Fund - Gr *	85.29	20.34	15.49	19.42	1	2	2	1
HDFC Focused 30 Fund - Gr *	63.30	12.66	10.70	11.72	2	4	4	4
HSBC Focused Equity Fund - Gr *	59.60	N.A.	N.A.	N.A.	3	-	-	-
ICICI Prudential Focused Equity Fund - Retail Gr *	63.09	16.59	14.36	15.12	2	3	3	3
IDBI Focused 30 Equity Fund - Gr *	54.36	16.04	N.A.	N.A.	3	4	-	-
IDFC Focused Equity Fund - Regular Gr *	36.19	13.48	13.78	11.81	4	4	4	4
IIFL Focused Equity Fund - Gr *	63.33	27.15	18.43	N.A.	2	1	1	-
JM Core 11 Fund - Series 1 - Gr *	52.44	13.14	11.02	14.49	4	4	4	3
Kotak Focused Equity Fund - Gr *	57.43	N.A.	N.A.	N.A.	3	-	-	-
L&T Focused Equity Fund - Gr *	40.33	N.A.	N.A.	N.A.	4	-	-	-
Mirae Asset Focused Fund - Gr *	63.89	N.A.	N.A.	N.A.	1	-	-	-
Motilal Oswal Focused 25 Fund - Gr *	48.16	18.27	14.51	N.A.	4	2	3	-
Nippon India Focused Equity Fund - Gr *	75.38	20.80	14.91	18.67	1	2	2	2
Principal Focused Multicap Fund - Gr *	61.29	21.32	16.35	15.99	2	1	2	2
SBI Focused Equity Fund - Regular Plan - Gr *	66.18	23.32	17.94	18.77	1	1	1	1
Sundaram Select Focus Fund - Gr *	53.74	17.10	16.33	13.46	4	3	2	4
Tata Focused Equity Fund - Gr *	63.97	N.A.	N.A.	N.A.	1	-	-	-
Union Focused Fund - Gr *	60.23	N.A.	N.A.	N.A.	2	-	-	-
Average of Focused Funds	58.65	18.44	14.95	15.40				
NIFTY 50 TRI	58.54	18.63	16.82	14.95				
S&P BSE SENSEX TRI	56.96	19.09	17.61	15.20				
Universe	22	16	14	11				

Value Fund

Scheme Name	CAGR Returns %				Quartile			
	1 Yr	3 Yr	5 Yr	10 Yr	1 Yr	3 Yr	5 Yr	10 Yr
Aditya Birla Sun Life Pure Value Fund - Gr *	65.63	12.36	9.27	16.75	2	4	4	2
HDFC Capital Builder Value Fund - Gr *	61.26	14.53	13.96	15.89	3	4	3	4
ICICI Prudential Value Discovery Fund Gr *	68.02	18.21	14.49	19.31	2	2	3	1
IDBI Long Term Value Fund - Gr *	58.69	16.37	N.A.	N.A.	4	3	-	-
IDFC Sterling Value Fund - Regular Gr *	88.14	19.47	16.66	17.08	1	1	1	2
Indiabulls Value Fund - Gr *	53.76	12.96	8.74	N.A.	4	4	4	-
JM Value Fund - Gr Option *	69.94	19.44	15.05	16.65	2	1	2	3
L&T India Value Fund - Gr *	63.45	17.99	14.73	19.51	2	2	2	1
Nippon India Value Fund - Gr *	71.51	21.38	16.24	16.74	1	1	1	3
Quantum Long Term Equity Value Fund - Reg Gr *	57.89	12.34	N.A.	N.A.	4	4	-	-
Tata Equity P/E Fund Gr *	48.04	14.57	13.65	16.80	4	3	3	2
Templeton India Value Fund - Gr *	87.45	17.45	13.33	14.89	1	3	4	4
Union Value Discovery Fund - Gr *	61.02	N.A.	N.A.	N.A.	3	-	-	-
UTI Value Opportunities Fund - Gr *	61.61	19.01	14.97	14.57	3	2	2	4
Average of Value Funds	65.46	16.62	13.74	16.82				
NIFTY 500 TRI	62.87	19.50	16.62	15.54				
Universe	14	13	11	10				

Contra Fund

Scheme Name	CAGR Returns %				Quartile			
	1 Yr	3 Yr	5 Yr	10 Yr	1 Yr	3 Yr	5 Yr	10 Yr
Invesco India Contra Fund - Gr *	56.84	18.20	17.10	18.10	3	3	2	1
Kotak India EQ Contra Fund - Gr *	59.42	18.30	17.12	16.55	2	2	1	2
SBI Contra Fund - Regular Gr *	86.06	23.48	15.38	15.07	1	1	3	3
Average of Contra Funds	67.44	19.99	16.53	16.57				
NIFTY 500 TRI	62.87	19.50	16.62	15.54				
Universe	3	3	3	3				

Dividend Yield Fund

Scheme Name	CAGR Returns %				Quartile			
	1 Yr	3 Yr	5 Yr	10 Yr	1 Yr	3 Yr	5 Yr	10 Yr
Aditya Birla Sun Life Dividend Yield Fund - Gr *	56.33	16.75	11.52	12.16	4	4	4	4
ICICI Prudential Dividend Yield Equity Fund - Gr *	76.94	16.32	13.77	N.A.	1	4	4	-
IDBI Dividend Yield Fund - Gr *	48.51	N.A.	N.A.	N.A.	4	-	-	-
Principal Dividend Yield Fund - Gr *	58.16	17.99	16.94	15.50	3	3	1	2
Templeton India Equity Income Fund - Gr *	72.24	20.75	16.07	16.53	2	1	3	1
UTI Dividend Yield Fund - Gr *	64.41	18.69	16.35	13.65	2	2	2	3
Average of Dividend Yield Funds	62.77	18.10	14.93	14.46				
Universe	6	5	5	4				

ELSS

Scheme Name	CAGR Returns %				Quartile			
	1 Yr	3 Yr	5 Yr	10 Yr	1 Yr	3 Yr	5 Yr	10 Yr
Aditya Birla Sun Life Tax Relief 96 Fund - Gr *	34.81	11.68	12.10	16.11	4	4	4	2
Axis Long Term Equity Fund - Gr *	62.42	22.02	17.97	20.39	2	1	1	1
Baroda ELSS 96 - Plan A Gr *	66.18	18.76	13.09	N.A.	2	2	3	-
BNP Paribas Long Term Equity Fund - Gr *	49.21	19.53	13.99	16.15	4	2	3	2
BOI AXA Tax Advantage Fund - Regular Gr *	65.81	27.93	19.66	17.74	2	1	1	1
Canara Robeco Equity Tax Saver Fund - Gr *	59.24	23.81	18.70	16.99	3	1	1	2
DSP Tax Saver Fund - Gr *	70.03	22.62	16.44	18.69	1	1	1	1
Edelweiss Long Term Equity Fund (Tax Savings) - Gr *	55.42	16.94	13.06	14.81	3	3	3	4
Franklin India Taxshield Gr *	71.51	16.05	12.92	15.78	1	3	4	3
HDFC Tax saver - Gr *	60.28	12.44	11.85	13.46	2	4	4	4
HSBC Tax Saver Equity Fund - Gr *	62.42	17.96	13.58	16.10	2	3	3	3
ICICI Prudential Long Term Equity Fund - Regular Gr *	68.64	18.20	14.65	16.98	1	2	3	2
IDBI Equity Advantage Fund - Gr *	50.85	13.85	11.35	N.A.	4	4	4	-
IDFC Tax Advantage (ELSS) Fund - Regular Gr *	75.88	20.65	17.83	18.15	1	1	1	1
Indiabulls Tax Savings Fund - Gr *	45.56	13.70	N.A.	N.A.	4	4	-	-
Invesco India Tax Plan - Gr *	56.35	18.96	16.38	17.62	3	2	2	2
ITI Long Term Equity Fund - Gr *	51.66	N.A.	N.A.	N.A.	4	-	-	-
JM Tax Gain Fund - Gr Option *	67.28	22.51	17.36	17.42	1	1	1	2
Kotak Tax Saver - Gr *	56.35	20.22	15.51	15.98	3	2	2	3
L&T Tax Advantage Fund - Gr *	50.16	14.22	13.26	14.78	4	4	3	4
LIC MF Tax Plan Gr *	54.37	17.38	14.17	14.82	3	3	3	4
Mahindra Manulife ELSS Kar Bachat Yojana - Gr *	69.84	18.54	N.A.	N.A.	1	2	-	-
Mirae Asset Tax Saver Fund - Gr *	64.30	24.01	21.00	N.A.	2	1	1	-
Motilal Oswal Long Term Equity Fund - Gr *	66.51	17.69	15.55	N.A.	1	3	2	-
Navi Long Term Advantage Fund - Gr *	48.20	15.14	12.08	N.A.	4	4	4	-
Nippon India Tax Saver Fund - Gr *	72.64	12.30	9.08	14.90	1	4	4	3
Parag Parikh Tax Saver Fund - Gr *	49.13	N.A.	N.A.	N.A.	4	-	-	-
PGIM India Long Term Equity Fund - Gr *	66.33	18.71	15.20	N.A.	1	2	2	-
Principal Tax Savings Fund *	62.81	17.21	15.09	17.82	2	3	2	1
Quantum Tax Saving Fund - Regular plan - Gr *	57.26	12.30	N.A.	N.A.	3	4	-	-
SBI Long Term Equity Fund - Gr *	55.87	17.50	12.75	15.17	3	3	4	3
Shriram Long Term Equity Fund - Gr	43.02	N.A.	N.A.	N.A.	4	-	-	-
Sundaram Diversified Equity Tax Saver Fund - Gr *	57.47	15.26	11.87	14.40	3	3	4	4
Tata India Tax Savings Fund Regular Plan - Gr *	56.31	19.25	14.70	N.A.	3	2	2	-
Taurus Tax Shield - Gr *	44.49	13.99	14.34	13.83	4	4	3	4
Union Long Term Equity Fund - Gr *	61.84	21.19	14.93	N.A.	2	1	2	-
UTI Long Term Equity Fund (Tax Saving) - Gr *	64.71	20.41	15.69	15.03	2	2	2	3
Average of ELSS	58.79	18.03	14.71	16.22				
NIFTY 500 TRI	62.87	19.50	16.62	15.54				
S&P BSE 200 TRI	61.22	19.50	16.86	15.71				
Universe	37	34	31	23				

Sectoral Fund

Scheme Name		CAGR Returns %				Quartile			
		6M	1 Yr	3 Yr	5 Yr	6M	1 Yr	3 Yr	5 Yr
Banking Funds	Aditya Birla Sun Life Banking And Financial Services Fund - Gr *	17.38	77.79	15.87	12.66	1	1	2	3
	Baroda Banking and Financial Services Fund - Gr *	7.12	59.82	14.51	11.51	4	4	3	4
	ICICI Prudential Banking and Financial Services Fund - Gr *	17.07	72.63	15.55	13.43	1	1	3	3
	IDBI Banking & Financial Services Fund - Gr *	10.53	61.80	12.85	N.A.	4	3	4	-
	Invesco India Financial Services Fund - Gr *	17.02	62.40	17.22	15.31	2	3	2	1
	LIC MF Banking & Financial Services Fund - Gr *	11.69	58.21	13.35	6.45	4	4	3	4
	Mirae Asset Banking and Financial Services Fund - Gr *	13.42	N.A.	N.A.	N.A.	2	-	-	-
	Nippon India Banking & Financial Services Fund - Gr *	20.74	83.42	12.97	12.23	1	1	4	3
	SBI Banking & Financial Services Fund - Gr *	11.31	62.98	18.31	16.48	4	3	1	1
	Sundaram Financial Services Opportunities Fund - Gr *	12.85	68.71	19.01	13.72	3	2	1	2
	Tata Banking & Financial Services Fund - Gr *	12.44	59.93	18.28	15.14	3	4	1	2
	Taurus Banking & Financial Services Fund - Gr *	11.73	64.28	16.88	14.70	3	2	2	2
UTI Banking and Financial Services Fund - Gr *	13.77	72.38	10.73	9.39	2	2	4	4	
Average of Banking Funds		13.62	67.03	15.46	12.82				
Technology Funds	Aditya Birla Sun Life Digital India Fund - Gr *	36.63	87.95	35.34	31.54	3	3	2	3
	Franklin India Technology Fund - Gr *	22.54	60.15	27.90	25.65	4	4	4	4
	ICICI Prudential Technology Gr *	42.35	94.28	36.04	32.67	1	1	1	1
	SBI Technology Opportunities Fund - Regular Plan - Gr *	36.15	81.12	31.61	27.12	4	4	4	4
	Tata Digital India Fund - Gr *	41.14	90.95	33.29	31.75	2	2	3	2
Average of Technology Funds		35.76	82.89	32.84	29.75				
Pharma Funds	Aditya Birla Sun Life Pharma & Healthcare Fund - Gr *	21.34	29.15	N.A.	N.A.	3	4	-	-
	DSP Healthcare Fund - Gr *	20.55	32.61	N.A.	N.A.	4	2	-	-
	ICICI Pru Pharma Healthcare & Diagnostics (PH.D) Fund - Gr *	21.49	32.88	26.83	N.A.	2	2	2	-
	IDBI Healthcare Fund - Gr *	20.67	26.82	N.A.	N.A.	3	4	-	-
	Mirae Asset Healthcare Fund - Gr *	25.45	36.47	30.43	N.A.	1	1	1	-
	Nippon India Pharma Fund - Gr *	21.74	36.42	24.72	16.31	1	1	3	2
	SBI Healthcare Opportunities Fund - Regular Plan - Gr *	18.55	31.38	22.83	10.15	4	3	4	4
	UTI Healthcare Fund - Gr *	21.67	31.29	24.07	12.79	2	3	4	3
Average of Pharma Funds		21.43	32.13	25.78	13.08				
FMCG/Consumption Funds	BNP Paribas India Consumption Fund - Gr *	19.47	53.78	25.24	N.A.	3	2	1	-
	ICICI Prudential Bharat Consumption Fund - Gr *	19.27	44.92	N.A.	N.A.	4	4	-	-
	ICICI Prudential FMCG Fund-Gr *	18.97	42.45	12.66	13.85	4	4	4	3
	Mahindra Manulife Rural Bharat and Consumption Yojana - Gr	16.48	49.20	N.A.	N.A.	4	3	-	-
	Mirae Asset Great Consumer Fund - Gr *	22.62	54.90	19.46	17.91	1	2	2	2
	Nippon India Consumption Fund - Gr *	26.31	62.29	22.89	13.45	1	1	2	4
	SBI Consumption Opportunities Fund - Regular Plan - Gr *	20.79	63.67	14.39	15.17	3	1	4	2
	Tata India Consumer Fund - Gr *	22.09	48.58	15.80	18.16	2	4	3	1
UTI India Consumer Fund - Gr *	21.82	49.71	15.66	13.21	2	3	3	4	
Average of FMCG Funds		20.87	52.17	18.01	15.29				

Thematic - Infrastructure Fund

Scheme Name	CAGR Returns %				Quartile				
	1 Yr	3 Yr	5 Yr	10 Yr	1 Yr	3 Yr	5 Yr	10 Yr	
Aditya Birla Sun Life Infrastructure Fund - Gr *	93.35	18.64	12.14	13.61	1	3	4	2	
Canara Robeco Infrastructure - Gr *	79.05	19.85	11.92	13.22	3	2	4	2	
DSP T.I.G.E.R. Fund - Gr *	93.09	19.85	13.69	13.97	2	2	2	2	
Franklin Build India Fund - Gr *	96.16	18.45	14.56	19.80	1	3	1	1	
HDFC Infrastructure Fund - Gr *	89.08	9.88	4.45	7.65	2	4	4	4	
HSBC Infrastructure Equity Fund - Gr *	92.64	15.13	7.75	10.17	2	4	4	4	
ICICI Prudential Infrastructure Fund - Gr *	100.62	19.21	14.33	12.59	1	2	2	3	
IDFC Infrastructure Fund - Regular Gr *	100.85	17.71	14.48	9.92	1	4	1	4	
Invesco India Infrastructure Fund - Gr *	78.96	23.85	17.41	15.30	3	1	1	1	
Kotak Infrastructure and Economic Reform Fund Gr *	87.29	21.05	13.00	14.18	2	1	3	1	
L&T Infrastructure Fund - Gr *	82.90	13.76	13.95	14.83	3	4	2	1	
LIC MF Infrastructure Fund - Gr *	73.49	18.32	12.60	10.91	4	3	3	4	
SBI Infrastructure Fund - Regular Plan - Gr *	70.60	21.88	14.17	11.61	4	1	2	3	
Sundaram Infrastructure Advantage Fund - Gr *	74.68	18.72	13.12	10.26	4	2	3	4	
Tata Infrastructure Fund - Gr *	86.19	20.46	13.26	12.62	3	1	3	3	
Taurus Infrastructure Fund - Gr *	62.37	16.28	14.87	13.21	4	4	1	2	
UTI Infrastructure Fund - Gr *	78.21	17.77	11.44	11.30	4	3	4	3	
Average of Infrastructure Funds		84.68	18.28	12.77	12.66				
Universe		17	17	17	17				

Thematic - Other Fund

Scheme Name	CAGR Returns %				Quartile			
	1 Yr	3 Yr	5 Yr	10 Yr	1 Yr	3 Yr	5 Yr	10 Yr
Aditya Birla Sun Life India GenNext Fund - Gr *	61.19	21.95	16.37	19.48	2	2	1	1
Aditya Birla Sun Life Manufacturing Equity Fund - Gr *	46.02	15.62	11.68	N.A.	4	4	3	-
Aditya Birla Sun Life MNC Fund Gr *	29.39	11.22	10.25	17.07	4	4	4	2
Aditya Birla Sun Life PSU Equity Fund - Gr *	73.88	N.A.	N.A.	N.A.	2	-	-	-
Canara Robeco Consumer Trends Fund - Regular Gr *	56.02	23.35	17.94	18.38	3	1	1	1
DSP Natural Resources and New Energy Fund - Gr *	91.80	16.63	17.14	14.36	1	3	1	3
DSP Quant Fund - Gr *	55.21	N.A.	N.A.	N.A.	3	-	-	-
Franklin India Opportunities Fund-Gr *	66.67	19.74	14.40	15.90	2	2	2	3
ICICI Prudential Commodities Fund - Gr *	127.00	N.A.	N.A.	N.A.	1	-	-	-
ICICI Prudential Exports and Services Fund - Gr *	66.22	16.61	13.80	19.65	2	3	3	1
ICICI Prudential India Opportunities Fund - Gr *	95.64	N.A.	N.A.	N.A.	1	-	-	-
ICICI Prudential Manufacturing Fund - Gr *	71.10	N.A.	N.A.	N.A.	2	-	-	-
ICICI Prudential MNC Fund - Gr *	63.08	N.A.	N.A.	N.A.	2	-	-	-
Invesco India PSU Equity Fund - Gr *	57.13	18.54	11.58	10.67	3	3	3	4
Kotak Pioneer Fund - Gr *	60.89	N.A.	N.A.	N.A.	3	-	-	-
L&T Business Cycles Fund - Gr *	60.26	17.09	11.18	N.A.	3	3	4	-
Nippon India Power & Infra Fund - Gr *	77.64	19.36	15.02	10.76	1	2	2	4
Nippon India Quant Fund - Gr *	54.15	16.17	14.19	13.09	3	3	2	4
SBI Equity Minimum Variance Fund - Gr *	49.91	N.A.	N.A.	N.A.	4	-	-	-
SBI Magnum COMMA Fund - Gr *	76.20	26.75	19.44	12.68	1	1	1	4
SBI Magnum Global Fund - Gr *	50.21	19.58	13.85	17.90	3	2	3	1
SBI PSU Fund - Gr *	61.96	9.08	5.19	3.98	2	4	4	4
Sundaram Rural & Consumption Fund - Gr *	43.68	13.94	11.31	15.19	4	4	4	3
Sundaram Services Fund - Gr *	78.22	27.42	N.A.	N.A.	1	1	-	-
Tata Ethical Fund - Gr *	61.90	22.27	15.53	16.48	2	1	2	2
Tata Quant Fund - Gr *	36.75	N.A.	N.A.	N.A.	4	-	-	-
Tata Resources & Energy Fund - Gr *	77.52	27.08	18.01	N.A.	1	1	1	-
Taurus Ethical Fund - Gr *	46.23	18.82	15.56	14.94	4	2	2	3
UTI MNC Fund - Gr *	38.11	12.85	11.90	16.42	4	4	3	2
UTI Transportation and Logistics Fund- Gr *	42.71	6.27	4.85	17.19	4	4	4	2
Average of Thematic Funds	62.56	18.11	13.46	14.95				
Universe	30	21	20	17				

Thematic - ESG Fund

Scheme Name	CAGR Returns				Quartile			
	6 M	1 Yr	3 Yr	5 Yr	6 M	1 Yr	3 Yr	5 Yr
Aditya Birla Sun Life ESG Fund - Gr *	25.40	N.A.	N.A.	N.A.	2	-	-	-
Axis ESG Equity Fund - Gr *	20.69	54.44	N.A.	N.A.	2	4	-	-
ICICI Prudential ESG Fund - Gr *	17.45	N.A.	N.A.	N.A.	3	-	-	-
Invesco India ESG Equity Fund - Gr *	29.43	N.A.	N.A.	N.A.	1	-	-	-
Kotak ESG Opportunities Fund - Gr *	16.55	N.A.	N.A.	N.A.	4	-	-	-
Quantum India ESG Equity Fund - Gr *	17.44	58.66	N.A.	N.A.	4	2	-	-
SBI Magnum Equity ESG Fund - Gr *	19.12	55.66	18.61	14.30	3	3	4	4
Average of ESG Funds	20.87	56.25	18.61	14.30				
Universe	7	3	1	1				

Thematic - International Fund

Scheme Name	CAGR Returns %				Quartile			
	1 Yr	2 Yr	3 Yr	5 Yr	1 Yr	2 Yr	3 Yr	5 Yr
Aditya Birla Sun Life CEF- Global Agri Plan - Gr *	47.23	15.25	7.79	9.00	1	4	4	4
Aditya Birla Sun Life International Equity Fund A - Gr *	21.81	16.14	10.07	14.06	4	3	3	2
Franklin Asian Equity Fund - Gr *	13.78	16.65	10.74	10.88	4	2	2	4
ICICI Prudential US Bluechip Equity Fund - Gr *	31.61	24.52	17.00	18.54	2	2	2	2
Nippon India Japan Equity Fund - Gr *	24.11	15.78	8.98	11.08	3	4	4	3
Nippon India Us Equity Opportunities Fund - Gr *	28.08	25.23	17.18	18.84	2	1	1	1
Average of Thematic International Funds	27.77	18.93	11.96	13.73				
Universe	6	6	6	6				

FoF - International Fund

Scheme Name	CAGR Returns %				Quartile			
	1 Yr	2 Yr	3 Yr	5 Yr	1 Yr	2 Yr	3 Yr	5 Yr
Aditya Birla Sun Life Global Emerging Opportunities Fund - Gr *	27.58	25.99	14.61	11.70	2	1	1	2
Aditya Birla Sun Life Global Excellence Equity Fund of Fund - Gr *	28.50	5.34	6.08	4.49	2	4	4	4
DSP Global Allocation Fund - Gr *	15.20	16.29	10.10	9.72	4	3	2	3
DSP US Flexible Equity Fund - Gr *	30.82	24.69	13.95	17.89	2	2	2	1
DSP World Agriculture Fund - Gr *	19.19	17.24	8.45	9.91	4	3	3	3
DSP World Energy Fund - Gr *	49.83	14.46	3.21	6.14	1	3	4	4
DSP World Gold Fund - Gr *	-22.47	8.26	14.87	1.16	4	4	1	4
DSP World Mining Fund - Regular Gr *	28.15	26.96	14.68	14.07	2	1	1	1
Edelweiss ASEAN Equity Off-shore - Gr *	27.86	6.03	3.20	6.54	2	4	4	4
Edelweiss Emerging Markets Opportunities Equity Offshore Fund - Gr *	15.45	15.13	9.48	11.63	4	3	3	2
Edelweiss Europe Dynamic Equity Offshore Fund - Gr *	31.38	18.12	7.56	9.44	1	2	4	3
Edelweiss Greater China Equity Off-shore Fund - Reg Gr *	13.04	31.53	21.79	18.76	4	1	1	1
Edelweiss US Value Equity Off-shore Fund- Reg Gr *	36.59	17.45	10.69	12.74	1	2	2	2
Franklin India Feeder - Franklin European Growth Fund - Gr *	25.46	4.26	-3.28	1.95	3	4	4	4
Franklin India Feeder - Franklin U.S. Opportunities Fund - Gr *	24.67	34.71	20.71	22.62	3	1	1	1
HSBC Asia Pacific Div Yield Fund - Gr *	20.00	13.57	8.11	10.90	3	3	3	2
HSBC Brazil Fund - Gr *	12.45	-12.64	-2.51	-0.50	4	4	4	4
HSBC Global Emerging Markets Fund - Gr *	19.20	19.84	10.59	11.43	4	2	2	2
ICICI Prudential Global Stable Equity Fund - Gr (FOF) *	27.07	13.01	8.02	9.27	2	4	3	3
Invesco India Feeder - Invesco Global Equity Income Fund - Gr *	34.88	15.11	7.73	10.64	1	3	3	2
Invesco India Feeder - Invesco Pan European Equity Fund - Reg Gr *	35.83	12.54	2.86	8.62	1	4	4	4
Kotak Global Emerging Market Fund - Gr *	20.91	20.20	10.78	9.80	3	2	2	3
PGIM India Emerging Markets Equity Fund - Gr *	25.97	18.69	8.39	10.35	2	2	3	3
PGIM India Global Equity Opportunities Fund - Gr *	23.17	41.58	26.94	22.36	3	1	1	1
Principal Global Opportunities Fund - Gr *	45.09	27.47	13.05	15.26	1	1	2	1
Sundaram Global Brand Fund - Gr *	24.37	21.56	12.13	11.51	3	2	2	2
Average of FoF International Funds	24.62	17.59	10.08	10.71				
Universe	26	26	26	26				

Index Fund

Scheme Name	CAGR Returns %				Quartile			
	6 M	1 Yr	2 Yr	3 Yr	6 M	1 Yr	2 Yr	3 Yr
Aditya Birla Sun Life Index Fund - Gr *	18.87	57.10	24.83	17.32	4	2	3	2
Axis Nifty 100 Index Fund - Gr *	19.08	56.27	N.A.	N.A.	3	4	-	-
DSP Equal Nifty 50 Fund - Gr *	21.75	72.31	29.98	16.75	2	1	1	3
DSP Nifty 50 Index Fund - Gr *	19.08	57.55	24.95	N.A.	3	2	3	-
DSP Nifty Next 50 Index Fund - Gr *	22.10	56.41	24.39	N.A.	1	3	3	-
Franklin India Index Fund-NSE Nifty Plan-Gr *	18.67	56.50	24.33	16.86	4	3	4	3
HDFC Index Fund - NIFTY 50 Plan	19.07	57.78	25.07	17.64	3	2	2	1
ICICI Prudential Nifty Index Fund - Gr *	19.06	57.49	25.03	17.52	3	2	2	2
ICICI Prudential Nifty Next 50 Index Fund - Gr *	21.91	56.01	24.10	15.43	2	4	4	4
ICICI Prudential Sensex Index Fund - Gr	18.67	55.89	25.14	18.17	4	4	2	1
IDBI Nifty Index Fund - Gr *	17.96	55.76	24.03	16.76	4	4	4	3
IDBI Nifty Junior Index Fund - Gr *	21.95	55.80	23.79	15.29	2	4	4	4
IDFC Nifty Fund - Regular Gr *	18.78	56.91	25.38	17.87	4	3	2	1
Kotak Nifty Next 50 Index Fund - Gr *	21.78	N.A.	N.A.	N.A.	2	-	-	-
L&T Nifty 50 Index Fund - Gr *	18.94	57.07	N.A.	N.A.	3	2	-	-
L&T Nifty Next 50 Index Fund - Gr *	21.96	56.17	N.A.	N.A.	1	4	-	-
LIC MF Index Fund Nifty Gr *	18.64	56.11	24.34	16.93	4	4	4	3
Motilal Oswal Nifty 50 Index Fund - Gr *	18.88	57.07	N.A.	N.A.	3	2	-	-
Motilal Oswal Nifty 500 Fund *	20.56	60.40	27.31	N.A.	2	1	1	-

Index Fund

Scheme Name	CAGR Returns %				Quartile			
	6 M	1 Yr	2 Yr	3 Yr	6 M	1 Yr	2 Yr	3 Yr
Motilal Oswal Nifty Bank Index Fund *	10.21	72.10	12.91	N.A.	4	1	4	-
Motilal Oswal Nifty Midcap 150 Index Fund *	24.07	73.43	39.58	N.A.	1	1	1	-
Motilal Oswal Nifty Next 50 Index Fund - Gr *	21.54	55.42	N.A.	N.A.	2	4	-	-
Motilal Oswal Nifty Smallcap 250 Index Fund *	31.53	84.95	41.94	N.A.	1	1	1	-
Nippon India Index Fund - Nifty Plan - Gr *	18.65	56.50	24.17	16.82	4	3	4	3
Nippon India Nifty 50 Value 20 Index Fund - Gr *	21.21	N.A.	N.A.	N.A.	2	-	-	-
Nippon India Nifty Midcap 150 Index Fund - Gr *	24.19	N.A.	N.A.	N.A.	1	-	-	-
Nippon India Nifty Smallcap 250 Index Fund - Gr *	31.69	N.A.	N.A.	N.A.	1	-	-	-
Principal Nifty 100 equal Weight Fund - Gr *	21.22	65.78	27.67	16.34	2	1	1	4
SBI Nifty Index Fund - Gr *	18.95	57.37	24.58	17.19	3	2	3	2
Sundaram Smart Nifty 100 Equal Weight Fund - Gr *	21.20	66.16	27.82	16.46	2	1	1	4
Tata Index Fund - Nifty - Regular Plan	18.89	56.96	24.66	17.36	3	3	3	2
Taurus Nifty Index Fund - Gr *	17.99	57.44	25.57	17.38	4	2	2	2
UTI Nifty Index Fund - Gr *	19.17	58.10	25.41	17.94	3	2	2	1
UTI Nifty Next 50 Index Fund - Gr *	22.00	56.33	24.60	15.78	1	3	3	4
UTI Nifty200 Momentum 30 Index Fund - Gr *	29.02	N.A.	N.A.	N.A.	1	-	-	-
Average of Nifty Index Funds	20.84	59.97	26.06	16.94				
NIFTY 50 TRI	19.56	58.54	25.30	18.63				
Universe	35	30	25	19				

Sensex Based Index Funds

Scheme Name	CAGR Returns %				Quartile			
	6 M	1 Yr	2 Yr	3 Yr	6 M	1 Yr	2 Yr	3 Yr
HDFC Index Sensex Plan	10.06	51.63	15.62	14.66	1	1	1	1
LIC MF Index Fund Sensex Gr *	9.59	50.25	15.22	14.08	3	3	3	4
Nippon India Index Fund - Sensex Plan - Gr *	9.89	51.10	15.50	14.28	2	2	2	2
Tata Index Fund - Sensex - Regular Plan	9.34	49.42	14.94	14.17	4	4	4	3
Average of Sensex Index Funds	9.72	50.60	15.32	14.30				
S&P BSE SENSEX TRI	18.74	56.96	25.01	19.09				
Universe	4	4	4	4				

Aggressive Hybrid Fund

Scheme Name	CAGR Returns %				Quartile			
	1 Yr	3 Yr	5 Yr	10 Yr	1 Yr	3 Yr	5 Yr	10 Yr
Aditya Birla Sun Life Equity Hybrid 95 Fund - Gr *	49.65	14.10	10.99	13.96	2	3	4	3
Axis Equity Hybrid Fund - Gr *	45.10	17.90	N.A.	N.A.	3	2	-	-
Baroda Hybrid Equity Fund - Gr *	50.23	15.34	11.84	12.35	2	3	3	4
BNP Paribas Substantial Equity Hybrid Fund - Gr *	44.82	19.25	N.A.	N.A.	3	1	-	-
BOI AXA Mid & Small Cap Equity & Debt Fund - Gr *	63.66	21.85	16.47	N.A.	1	1	1	-
Canara Robeco Equity Hybrid Fund - Gr *	42.05	18.39	14.57	15.48	4	1	1	1
DSP Equity & Bond Fund - Gr *	47.96	19.37	13.60	14.45	2	1	2	2
Franklin India Equity Hybrid Fund - Gr *	51.52	15.66	11.98	14.39	1	2	3	2
HDFC Hybrid Equity Fund - Gr *	50.92	15.95	11.84	11.53	2	2	3	4
HSBC Equity Hybrid Fund - Gr *	40.29	N.A.	N.A.	N.A.	4	-	-	-
ICICI Prudential Equity & Debt Fund - Regular Gr *	71.08	18.68	15.37	17.02	1	1	1	1
IDBI Hybrid Equity Fund - Gr *	36.04	12.26	N.A.	N.A.	4	4	-	-
IDFC Hybrid Equity Fund - Regular Plan - Gr *	47.83	15.30	N.A.	N.A.	2	3	-	-
Indiabulls Equity Hybrid Fund - Gr *	40.48	N.A.	N.A.	N.A.	4	-	-	-
Invesco India Equity And Bond Fund - Gr *	34.04	13.30	N.A.	N.A.	4	4	-	-
JM Equity Hybrid Fund - Gr *	54.49	15.31	12.33	13.02	1	3	3	3
Kotak Equity Hybrid Fund - Gr *	50.74	19.23	13.33	N.A.	2	1	2	-
L&T Hybrid Equity Fund - Gr *	39.40	13.42	11.49	14.82	4	4	4	2
Mahindra Manulife Hybrid Equity Nivesh Yojana - Gr *	52.23	N.A.	N.A.	N.A.	1	-	-	-
Mirae Asset Hybrid - Equity Fund - Gr *	44.26	16.91	14.72	N.A.	3	2	1	-
Motilal Oswal Equity Hybrid Fund - Gr *	35.63	16.68	N.A.	N.A.	4	2	-	-
Navi Equity Hybrid Fund - Gr *	36.45	13.00	N.A.	N.A.	4	4	-	-
Nippon India Equity Hybrid Fund - Gr *	51.91	6.87	8.08	12.56	1	4	4	3
PGIM India Hybrid Equity Fund - Gr *	43.88	13.76	10.61	11.96	3	4	4	4
Principal Hybrid Equity Fund - Gr *	47.21	14.05	13.98	15.07	2	4	2	1
SBI Equity Hybrid Fund - Gr *	46.85	17.81	14.13	16.50	3	2	2	1
Sundaram Equity Hybrid Fund - Gr *	46.69	15.80	13.42	12.06	3	2	2	4
Tata Hybrid Equity Fund - Regular Plan - Gr *	46.84	14.37	10.26	14.47	3	3	4	2
Union Hybrid Equity Fund - Gr *	N.A.	N.A.	N.A.	N.A.	-	-	-	-
UTI Hybrid Equity Fund - Gr *	54.33	14.75	11.89	13.02	1	3	3	3
Average of Aggressive Hybrid Funds	47.12	15.74	12.68	13.92				
Universe	29	26	19	16				

Dynamic Asset Allocation / Balanced Advantage

Scheme Name	CAGR Returns %				Quartile			
	1 Yr	2 Yr	3 Yr	5 Yr	1 Yr	2 Yr	3 Yr	5 Yr
Aditya Birla Sun Life Balanced Advantage Fund - Gr *	32.98	17.07	13.30	10.62	1	2	2	2
Axis Balanced Advantage Fund - Gr *	27.31	13.44	10.28	N.A.	2	3	3	-
Baroda Dynamic Equity Fund - Gr *	29.69	22.80	N.A.	N.A.	1	1	-	-
BNP Paribas Dynamic Equity Fund - Gr *	19.69	12.86	N.A.	N.A.	4	3	-	-
BOI AXA Equity Debt Rebalancer Fund - Gr	12.48	8.41	4.00	4.10	4	4	4	4
DSP Dynamic Asset Allocation Fund - Gr *	20.30	12.46	11.30	8.73	3	4	3	3
Edelweiss Balanced Advantage Fund - Gr *	35.52	22.89	16.47	13.35	1	1	1	1
HDFC Balanced Advantage Fund Gr *	60.15	21.00	14.78	13.90	1	1	1	1
ICICI Prudential Balanced Advantage Fund - Regular Gr *	28.33	15.64	13.21	11.07	2	2	2	2
IDFC Balanced Advantage Fund Regular Plan - Gr *	22.98	15.54	12.16	10.16	3	3	3	2
Invesco India Dynamic Equity Fund - Gr *	25.07	12.73	10.02	9.81	2	3	3	3
Kotak Balanced Advantage Fund - Gr *	22.99	15.75	13.41	N.A.	3	2	2	-
L&T Balanced Advantage Fund - Gr *	15.61	12.62	9.98	8.64	4	4	4	4
Motilal Oswal Dynamic Fund - Gr *	16.20	10.28	9.72	9.35	4	4	4	3
Nippon India Balanced Advantage Fund - Gr *	31.14	15.91	12.31	11.24	1	2	2	1
Principal Balanced Advantage Fund - Gr *	15.87	10.74	7.04	6.81	4	4	4	4
Shriram Balanced Advantage Fund - Gr	23.02	13.95	N.A.	N.A.	3	3	-	-
Sundaram Balanced Advantage Fund - Gr *	27.32	N.A.	N.A.	N.A.	2	-	-	-
Tata Balanced Advantage Fund - Gr *	28.19	17.82	N.A.	N.A.	2	1	-	-
Union Balanced Advantage Fund - Gr *	24.77	17.26	13.88	N.A.	3	2	1	-
Average of DAA Funds	25.98	15.22	11.46	9.82				
Universe	20	19	15	12				

Equity Savings Fund

Scheme Name	CAGR Returns %				Quartile			
	6 M	1 Yr	2 Yr	3 Yr	6 M	1 Yr	2 Yr	3 Yr
Aditya Birla Sun Life Equity Savings Fund - Gr *	8.35	24.17	14.05	10.83	2	2	1	2
Axis Equity Saver Fund - Gr *	10.46	26.33	13.42	11.24	1	1	2	1
Baroda Equity Savings Fund - Gr *	4.97	10.55	9.80	N.A.	4	4	4	-
DSP Equity Savings Fund - Gr *	9.22	23.96	12.81	10.30	2	2	2	2
Edelweiss Equity Savings Fund - Regular - Gr *	8.56	20.11	14.01	11.16	2	3	2	1
Franklin India Equity Savings Fund - Gr *	9.16	25.43	11.81	8.91	2	2	2	4
HDFC Equity Savings Fund - Gr *	10.71	30.00	14.11	10.43	1	1	1	2
ICICI Prudential Equity Savings Fund - Gr *	4.94	17.19	9.06	8.64	4	4	4	4
IDBI Equity Savings Fund - Gr *	6.59	20.40	11.59	9.09	3	3	3	3
IDFC Equity Savings Fund - Regular Gr *	6.31	15.93	10.79	8.24	4	4	3	4
Invesco India Equity Savings Fund - Gr *	7.59	15.56	10.51	N.A.	3	4	4	-
Kotak Equity Savings Fund - Gr *	6.99	17.22	11.69	9.55	3	4	3	3
L&T Equity Savings Fund - Gr *	9.46	25.93	14.41	9.88	1	1	1	2
Mirae Asset Equity Savings Fund - Gr *	9.82	26.02	16.99	N.A.	1	1	1	-
Nippon India Equity Savings Fund - Gr *	7.69	22.89	3.57	-0.43	3	2	4	4
PGIM India Equity Savings Fund - Gr *	8.15	20.24	9.91	8.80	3	3	4	4
Principal Equity Savings Fund - Gr *	12.10	28.76	17.07	12.18	1	1	1	1
SBI Equity Savings Fund - Gr *	8.23	25.11	13.88	11.18	2	2	2	1
Sundaram Equity Savings Fund - Gr *	6.01	16.66	9.31	N.A.	4	4	4	-
Tata Equity Savings Fund - Regular Plan - Gr *	6.58	19.22	11.10	9.45	4	3	3	3
Union Equity Savings Fund - Gr *	6.52	17.38	11.39	9.70	4	3	3	2
UTI Equity Savings Fund - Gr *	8.79	25.34	13.45	9.64	2	2	2	3
Average of Equity Savings Funds	8.05	21.56	12.03	9.38				
Universe	22	22	22	18				

Child Fund

Scheme Name	CAGR Returns				Quartile			
	1 Yr	3 Yr	5 Yr	10 Yr	1 Yr	3 Yr	5 Yr	10 Yr
Aditya Birla Sun Life Bal Bhavishya Yojna - Wealth Plan - Gr *	33.08	N.A.	N.A.	N.A.	4	-	-	-
Axis Childrens Gift Fund - Gr(Compulsory Lock-in)	45.83	18.13	13.53	N.A.	2	2	1	-
Axis Childrens Gift Fund - Gr(No Lock-in)	45.83	18.14	13.52	N.A.	2	1	2	-
HDFC Childrens Gift Fund	46.52	17.22	14.44	15.91	1	2	1	1
ICICI Prudential Child Care Plan-Gift Plan *	42.57	12.92	10.71	14.21	3	3	3	2
LIC MF Childrens Gift Fund - Gr *	37.87	13.99	8.37	10.18	3	3	4	4
SBI Magnum Children Benefit Fund *	26.32	10.68	11.09	12.44	4	4	3	3
Tata Young Citizen Fund (after 7 years)	59.80	19.97	12.88	12.98	1	1	2	2
UTI CCF - Savings Plan - Gr	27.82	9.65	8.33	11.11	4	4	4	4
Average of Child Funds	40.63	15.09	11.61	12.81				
Universe	9	8	8	6				

ETF Funds

Scheme Name	CAGR Returns				Quartile			
	6 M	1 Yr	3 Yr	5 Yr	6 M	1 Yr	3 Yr	5 Yr
Aditya Birla Sun Life Banking ETF - Gr	10.83	74.74	N.A.	N.A.	4	1	-	-
Aditya Birla Sun Life Nifty ETF - Gr	19.32	58.35	18.09	16.55	2	2	2	2
Aditya Birla Sun Life Nifty Next 50 ETF - Gr	22.44	57.31	N.A.	N.A.	1	3	-	-
Aditya Birla Sun Life Sensex ETF - Gr	18.88	56.70	17.82	15.10	3	4	3	3
Axis Banking ETF - Gr	10.99	N.A.	N.A.	N.A.	4	-	-	-
Axis Nifty ETF - Gr	19.26	58.19	N.A.	N.A.	3	3	-	-
Edelweiss ETF - Nifty Bank - Gr	10.93	75.01	13.78	14.33	4	1	4	3
Edelweiss Nifty 100 Quality 30 Index Fund	20.09	49.58	17.31	14.39	2	4	3	3
Edelweiss Nifty 50 Index Fund	19.27	58.21	18.14	16.81	3	3	2	1
HDFC Banking ETF - Gr	10.80	74.59	N.A.	N.A.	4	1	-	-
ICICI Prudential Alpha Low Vol 30 ETF - Gr	24.71	47.90	N.A.	N.A.	1	4	-	-
ICICI Prudential Bank ETF - Gr	10.83	74.79	N.A.	N.A.	4	1	-	-
ICICI Prudential IT ETF	36.07	78.08	N.A.	N.A.	1	1	-	-
ICICI Prudential Midcap 150 ETF - Gr	24.90	76.03	N.A.	N.A.	1	1	-	-
ICICI Prudential Midcap Select ETF	20.85	61.85	17.19	13.11	2	2	3	4
ICICI Prudential Nifty 100 ETF - Gr	19.52	57.69	17.61	15.95	2	3	3	2
ICICI Prudential Nifty ETF - Gr	19.32	58.39	18.18	16.65	2	2	2	2
ICICI Prudential Nifty Low Vol 30 iWin ETF - IDCW	20.79	49.66	17.82	N.A.	2	4	3	-
ICICI Prudential Nifty Next 50 ETF	22.42	57.43	N.A.	N.A.	1	3	-	-
ICICI Prudential NV20 ETF - Gr	21.82	66.46	20.59	20.89	1	2	1	1
ICICI Prudential Private Banks ETF - Gr	7.74	64.78	N.A.	N.A.	4	2	-	-
ICICI Prudential S&P BSE 500 ETF	21.14	62.54	19.18	N.A.	2	2	1	-
ICICI Prudential Sensex ETF - Gr	18.89	56.71	18.67	17.41	3	4	1	1
IDFC Nifty ETF	18.96	57.27	17.97	N.A.	3	3	2	-
IDFC Sensex ETF	18.52	55.51	18.37	N.A.	4	4	2	-
Indiabulls Nifty 50 ETF - Gr	19.13	57.25	N.A.	N.A.	3	3	-	-
Invesco India Nifty Exchange Traded Fund - Gr	19.28	58.24	18.12	16.62	3	3	2	2
Kotak Banking ETF	10.79	74.58	13.36	14.04	4	1	4	4
Kotak Nifty ETF	19.28	58.25	18.06	N.A.	3	2	2	-
Kotak NV 20 ETF - IDCW	21.83	66.50	20.54	21.07	1	1	1	1
Kotak PSU Bank ETF	12.04	93.02	-4.62	-5.40	4	1	4	4
Kotak Sensex Exchange Traded Fund	18.78	56.43	18.41	16.67	4	4	1	1
LIC MF ETF - Nifty 100 - Gr	19.66	57.83	17.70	16.13	2	3	3	2
LIC MF ETF - Nifty 50 - Gr	19.29	58.16	18.19	16.66	3	3	2	2
LIC MF ETF - Sensex - Gr	18.86	56.68	18.68	17.53	3	4	1	1
Mirae Asset ESG Sector Leaders ETF - Gr	18.62	N.A.	N.A.	N.A.	4	-	-	-
Mirae Asset Nifty 50 ETF - Gr	19.31	58.40	N.A.	N.A.	3	2	-	-
Mirae Asset Nifty Next 50 ETF - Gr	22.48	57.52	N.A.	N.A.	1	3	-	-
Motilal Oswal M50 ETF - Gr	19.16	57.97	17.93	15.98	3	3	3	2
Motilal Oswal Midcap 100 ETF	26.69	79.59	21.32	14.70	1	1	1	3
Nippon India CPSE ETF FFO - Gr	33.05	85.52	4.13	4.97	1	1	4	4
Nippon India ETF Bank BeES	10.81	74.72	N.A.	N.A.	4	1	-	-
Nippon India ETF Consumption	20.84	44.73	15.34	14.19	2	4	4	4
Nippon India ETF Dividend Opportunities	22.45	61.89	14.43	15.20	1	2	4	3
Nippon India ETF Hang Seng BeES	-12.60	6.62	N.A.	N.A.	4	4	-	-
Nippon India ETF Infra BeES	21.02	62.89	19.61	12.88	2	2	1	4
Nippon India ETF Junior BeES	22.39	57.21	16.48	13.93	1	3	4	4
Nippon India ETF Nifty 100	19.47	57.32	16.98	15.34	2	3	4	3
Nippon India ETF Nifty BeES	19.32	58.39	N.A.	N.A.	2	2	-	-
Nippon India ETF Nifty IT - Gr	36.06	78.36	N.A.	N.A.	1	1	-	-
Nippon India ETF Nifty Midcap 150 - Gr	24.78	76.02	N.A.	N.A.	1	1	-	-
Nippon India ETF NV20	21.58	65.89	N.A.	N.A.	2	2	-	-
Nippon India ETF PSU Bank BeES	12.21	93.44	N.A.	N.A.	4	1	-	-
Nippon India ETF Sensex	18.86	56.62	18.60	17.47	3	4	1	1
Nippon India ETF Sensex Next 50 - Gr	20.14	62.65	N.A.	N.A.	2	2	-	-
Nippon India ETF Shariah BeES	20.60	51.26	21.41	17.64	2	4	1	1
Quantum Nifty ETF	19.28	58.25	18.07	14.80	3	2	2	3
SBI - ETF Nifty 50 - Gr	19.32	54.29	17.14	15.48	2	4	4	3
SBI - ETF Nifty Bank	10.81	74.79	13.46	13.79	4	1	4	4
SBI - ETF Nifty Next 50 - Gr	22.42	57.34	16.51	13.54	1	3	4	4
SBI - ETF Quality - Gr	21.74	47.11	N.A.	N.A.	1	4	-	-
SBI - ETF Sensex - Gr	18.92	52.85	17.66	16.19	3	4	3	2
SBI ETF BSE 100 SCHEME	19.61	58.61	17.97	15.67	2	2	2	3
SBI ETF IT	36.10	N.A.	N.A.	N.A.	1	-	-	-
SBI ETF Private Bank	7.68	N.A.	N.A.	N.A.	4	-	-	-
SBI ETF Sensex Next 50	20.22	63.21	N.A.	N.A.	2	2	-	-
Tata Nifty ETF	19.21	58.14	N.A.	N.A.	3	3	-	-
Tata Nifty Private Bank ETF	8.12	65.50	N.A.	N.A.	4	2	-	-
UTI Nifty Exchange Traded Fund - Gr	19.32	54.37	17.15	16.11	2	4	3	2
UTI Sensex Exchange Traded Fund - GR	18.92	52.82	17.68	16.97	3	4	3	1
Average of ETF	18.96	61.65	16.85	14.98				
Universe	70	66	41	36				

Arbitrage Fund

Scheme Name	Annualized Returns				Quartile			
	6 M	1 Yr	2 Yr	3 Yr	6 M	1 Yr	2 Yr	3 Yr
Aditya Birla Sun Life Arbitrage Fund - Gr *	4.36	3.83	4.25	4.97	1	1	2	2
Axis Arbitrage Fund - Regular Gr *	3.99	3.58	4.13	4.84	3	3	3	3
BNP Paribas Arbitrage Fund - Regular Plan Gr *	4.17	3.83	4.42	5.03	2	1	1	1
BOI AXA Arbitrage Fund - Gr	2.67	2.15	2.93	3.81	4	4	4	4
DSP Arbitrage Fund - Gr *	4.09	3.45	4.00	4.87	3	3	3	2
Edelweiss Arbitrage Fund - Gr *	4.16	3.72	4.36	5.05	2	2	1	1
HDFC Arbitrage Fund - Wholesale Gr *	4.18	3.75	3.97	4.67	2	2	3	3
ICICI Prudential Equity - Arbitrage Fund - Regular Gr *	4.37	3.83	4.26	4.94	1	1	2	2
IDFC Arbitrage Fund - Regular Plan - Gr *	3.95	3.60	3.87	4.78	3	2	3	3
Indiabulls Arbitrage Fund - Gr *	2.69	2.20	3.02	4.03	4	4	4	4
Invesco India Arbitrage Fund - Gr *	3.99	3.52	4.19	4.77	3	3	2	3
ITI Arbitrage Fund - Gr *	3.06	2.49	N.A.	N.A.	4	4	-	-
JM Arbitrage Fund - Gr *	3.51	2.70	2.84	3.78	4	4	4	4
Kotak Equity Arbitrage Fund - Gr *	4.31	3.91	4.33	5.03	1	1	2	1
L&T Arbitrage Opportunities Fund - Gr *	4.13	3.76	4.52	5.06	3	2	1	1
LIC MF Arbitrage Fund - Gr *	3.65	3.07	3.59	N.A.	4	4	4	-
Mahindra Manulife Arbitrage Yojana - Gr *	3.20	2.79	N.A.	N.A.	4	4	-	-
Mirae Asset Arbitrage Fund - Gr *	4.14	3.66	N.A.	N.A.	2	2	-	-
Nippon India Arbitrage Fund - Gr *	4.24	3.76	4.27	5.02	2	2	2	2
PGIM India Arbitrage Fund - Gr *	3.89	3.53	3.99	4.61	3	3	3	4
Principal Arbitrage Fund - Gr	2.90	2.46	2.53	3.02	4	4	4	4
SBI Arbitrage Opportunities Fund - Gr *	4.17	3.54	3.75	4.63	2	3	4	3
Sundaram Arbitrage Fund - Gr *	4.15	3.71	N.A.	N.A.	2	2	-	-
Tata Arbitrage Fund - Gr *	4.28	3.93	4.63	N.A.	1	1	1	-
Union Arbitrage Fund - Gr *	4.38	3.59	4.27	N.A.	1	3	2	-
UTI Arbitrage Fund - Gr *	4.46	3.91	4.38	5.07	1	1	1	1
Average of Arbitrage Fund	3.89	3.40	3.93	4.63				
Universe	26	26	22	19				

Conservative Hybrid Fund

Scheme Name	Annualized Returns				Quartile			
	6 M	1 Yr	2 Yr	3 Yr	6 M	1 Yr	2 Yr	3 Yr
Aditya Birla Sun Life Regular Savings Fund - Gr *	15.64	23.91	12.11	9.87	2	1	2	2
Axis Regular Saver Fund - Gr *	16.62	17.93	12.92	9.07	1	2	1	3
Baroda Conservative Hybrid Fund - Gr Plan *	12.06	10.86	10.34	11.44	3	4	3	1
BNP Paribas Conservative Hybrid Fund - Gr *	11.70	13.13	9.08	8.71	4	3	3	3
BOI AXA Conservative Hybrid Fund - Regular - Gr *	14.96	12.38	11.16	4.06	3	4	2	4
Canara Robeco Conservative Hybrid Fund - Gr *	15.17	16.03	13.16	12.16	2	2	1	1
DSP Regular Savings Fund - Gr *	13.44	14.94	10.19	8.11	3	3	3	4
Franklin India Debt Hybrid Fund (A) Gr *	10.79	14.89	8.87	8.42	4	3	4	3
HDFC Hybrid Debt Fund - Gr *	19.47	23.52	13.31	11.04	1	1	1	2
HSBC Regular Savings Fund - Gr *	15.40	15.74	10.69	10.07	2	2	3	2
ICICI Prudential Regular Savings Fund Gr *	15.63	15.47	12.01	11.09	2	2	2	1
IDFC Regular Savings Fund - Regular Gr *	11.05	11.82	8.35	8.36	4	4	4	3
Kotak Debt Hybrid Fund - Gr *	20.93	21.66	15.27	13.39	1	1	1	1
L&T Conservative Hybrid Fund - Gr *	13.25	13.38	9.07	9.14	3	3	4	2
LIC MF Debt Hybrid Fund - Gr *	11.44	11.94	9.08	8.66	4	4	3	3
Navi Regular Saving Fund - Gr *	8.41	10.45	6.59	6.74	4	4	4	4
Nippon India Hybrid Bond Fund - Gr *	12.70	14.07	0.30	1.37	3	3	4	4
SBI Debt Hybrid Fund - Gr *	16.41	20.92	13.09	11.75	2	1	1	1
Sundaram Debt Oriented Hybrid Fund - Gr *	25.42	20.33	12.60	8.17	1	2	2	4
UTI Regular Savings Fund - Gr *	23.63	23.72	12.62	9.08	1	1	2	2
Average of Conservative Hybrid Fund	15.21	16.35	10.54	9.04				
Universe	20	20	20	20				

Overnight Fund

Scheme Name	Annualized Returns				Quartile			
	15 D	1 M	3 M	6 M	15 D	1 M	3 M	6 M
Aditya Birla Sun Life Overnight Fund - Gr *	3.09	3.00	3.00	3.06	3	3	3	3
Axis Overnight Fund - Gr *	3.16	3.07	3.05	3.10	1	1	1	2
Baroda Overnight Fund - Gr *	3.13	3.04	3.06	3.11	2	2	1	1
BNP Paribas Overnight Fund - Gr	3.09	3.01	3.01	3.09	3	3	2	2
BOI AXA Overnight Fund - Gr *	3.20	3.12	3.06	3.12	1	1	1	1
Canara Robeco Overnight Fund - Gr *	3.16	3.07	3.06	3.11	1	1	1	1
DSP Overnight Fund - Gr *	3.14	3.06	3.05	3.12	1	1	1	1
Edelweiss Overnight Fund - Gr *	3.11	3.03	3.01	3.05	2	2	2	4
Franklin India Overnight Fund - Gr *	3.10	3.01	3.00	3.10	3	3	3	2
HDFC Overnight Fund - Gr *	3.08	2.99	2.98	3.08	4	4	4	3
HSBC Overnight Fund - Gr	3.15	3.04	3.03	3.11	1	2	2	1
ICICI Prudential Overnight Fund - Gr *	3.10	3.00	2.99	3.09	3	3	3	2
IDFC Overnight Fund - Gr *	3.08	3.00	2.99	3.03	4	3	3	4
Indiabulls Overnight Fund - Gr *	3.03	2.94	2.94	2.97	4	4	4	4
Invesco India Overnight Fund - Gr *	3.12	3.03	3.02	3.06	2	2	2	3
ITI Overnight Fund - Gr	3.03	2.94	2.94	2.99	4	4	4	4
JM Overnight Fund - Gr *	3.12	3.04	3.04	3.11	2	2	2	1
Kotak Overnight Fund - Gr *	3.09	3.00	2.99	3.08	3	3	3	3
L&T Overnight Fund - Gr *	3.11	3.03	3.02	3.06	2	2	2	3
LIC MF Overnight Fund - Gr *	3.11	3.01	3.00	3.05	2	3	3	4
Mahindra Manulife Overnight Fund - Gr *	3.13	3.05	3.06	3.09	2	1	1	2
Mirae Asset Overnight Fund - Gr *	3.15	3.06	3.08	3.17	1	1	1	1
Nippon India Overnight Fund - Gr *	3.09	3.01	3.00	3.10	3	3	3	2
PGIM India Overnight Fund - Gr *	3.19	3.12	3.13	3.17	1	1	1	1
SBI Overnight Fund - Gr *	3.12	3.03	3.02	3.07	2	2	2	3
Sundaram Overnight Fund - Gr *	3.06	2.96	2.95	2.99	4	4	4	4
Tata Overnight Fund - Gr *	3.08	3.00	2.99	3.04	4	3	3	4
Union Overnight Fund - Gr *	3.10	3.01	3.01	3.04	3	3	2	4
UTI Overnight Fund - Gr *	3.13	3.04	3.04	3.09	2	2	2	2
YES Overnight Fund - Gr	2.92	2.83	2.91	3.06	4	4	4	3
Average of Overnight Fund	3.11	3.02	3.01	3.08				
Universe	30	30	30	30				

Liquid Fund

Scheme Name	Annualized Returns				Quartile			
	1 M	3 M	6 M	1 Yr	1 M	3 M	6 M	1 Yr
Aditya Birla Sun Life Liquid Fund - Gr *	2.85	3.18	3.20	3.17	3	3	2	2
Axis Liquid Fund - Gr *	2.92	3.24	3.23	3.20	2	1	2	1
Baroda Liquid Fund Gr	2.99	3.26	3.26	3.23	1	1	1	1
BNP Paribas Liquid Fund - Gr *	2.98	3.23	3.31	3.25	1	2	1	1
BOI AXA Liquid Fund - Retail Plan - Gr *	2.94	3.13	3.15	3.15	2	4	4	3
Canara Robeco Liquid Fund - Regular Plan - Gr *	3.04	3.18	3.18	3.15	1	3	3	3
DSP Liquidity Fund - Regular Plan - Gr *	2.85	3.14	3.17	3.16	3	4	3	3
Edelweiss Liquid Fund - Retail Plan - Gr	2.84	3.17	3.21	3.17	4	3	2	2
Franklin India Liquid fund Super Instit. Plan - Gr *	2.91	3.21	3.22	3.17	3	2	2	2
HDFC Liquid Fund - Gr *	2.87	3.19	3.17	3.12	3	2	3	4
HSBC Cash Fund - Gr *	2.85	3.17	3.24	3.16	3	3	1	3
ICICI Prudential Liquid Fund - Gr *	2.86	3.18	3.17	3.16	3	3	3	3
IDBI Liquid Fund - Gr *	2.92	3.24	3.32	3.33	2	1	1	1
IDFC Cash Fund - Regular Plan - Gr *	2.92	3.19	3.20	3.16	2	2	2	3
IIFL Liquid Fund - Gr *	2.87	2.94	2.98	2.85	3	4	4	4
Indiabulls Liquid Fund - Gr *	2.72	2.89	2.89	3.09	4	4	4	4
Invesco India Liquid Fund - Gr *	2.94	3.22	3.21	3.18	2	2	2	2
ITI Liquid Fund - Gr *	2.92	2.96	2.99	2.94	2	4	4	4
JM Liquid Fund - Gr *	2.94	3.24	3.24	3.20	2	1	1	1
Kotak Liquid Regular Plan - Gr *	2.84	3.17	3.20	3.15	4	3	2	3
L&T Liquid Fund - Gr *	2.95	3.17	3.18	3.17	1	3	3	2
LIC MF Liquid Fund Gr *	3.02	3.24	3.22	3.19	1	1	2	2
Mahindra Manulife Liquid Fund - Gr *	2.89	3.20	3.26	3.25	3	2	1	1
Mirae Asset Cash Management Fund - Regular Plan - Gr *	2.92	3.22	3.31	3.26	2	2	1	1
Motilal Oswal Liquid Fund - Gr *	2.64	2.91	2.94	2.86	4	4	4	4
Navi Liquid Fund - Gr *	3.32	3.33	3.24	3.12	1	1	1	4

Liquid Fund

Scheme Name	Annualized Returns				Quartile			
	1 M	3 M	6 M	1 Yr	1 M	3 M	6 M	1 Yr
Nippon India Liquid Fund - Gr *	2.85	3.17	3.16	3.14	3	3	4	3
Parag Parikh Liquid Fund - Gr *	2.80	3.07	3.12	3.03	4	4	4	4
PGIM India Insta Cash Fund - Gr *	2.92	3.19	3.24	3.19	2	2	1	2
Principal Cash Management Fund - Gr	2.96	3.12	3.14	3.10	1	4	4	4
Quant Liquid Plan - Gr *	3.27	3.34	3.80	4.03	1	1	1	1
Quantum Liquid Fund - Regular plan - Gr *	2.79	3.07	3.06	3.03	4	4	4	4
SBI Liquid Fund - Gr *	2.87	3.22	3.20	3.18	3	2	2	2
Sundaram Money Fund Regular - Gr *	2.92	3.25	3.24	3.23	2	1	1	1
Tata Liquid Fund Regular Plan - Gr *	2.85	3.17	3.18	3.15	3	3	3	3
Union Liquid Fund - Gr *	3.05	3.24	3.24	3.22	1	1	1	1
UTI Liquid Cash Plan Institutional - Gr *	2.94	3.23	3.23	3.20	2	2	2	1
YES Liquid Fund - Gr	2.54	2.71	2.87	2.91	4	4	4	4
Average of Liquid Fund	2.91	3.16	3.19	3.16				
Universe	38	38	38	38				

Ultra Short Duration Fund

Scheme Name	Annualized Returns				Quartile			
	1 M	3 M	6 M	1 Yr	1 M	3 M	6 M	1 Yr
Aditya Birla Sun Life Savings Fund - Gr *	2.63	4.19	4.29	4.35	2	1	1	1
Axis Ultra Short Term Fund - Gr *	2.21	3.14	3.34	3.50	3	4	3	2
Baroda Ultra Short Duration Fund - Gr *	2.52	3.54	3.72	3.71	2	2	2	2
BOI AXA Ultra Short Duration Fund - Retail Plan - Gr *	2.10	3.16	3.17	3.22	3	3	3	3
Canara Robeco Ultra Short Term Fund - Regular Plan - Gr *	1.92	2.68	2.74	2.72	4	4	4	4
DSP Ultra Short Fund - Gr *	2.02	2.95	2.98	3.07	4	4	4	4
HDFC Ultra Short Term Fund - Gr *	2.46	3.66	3.72	3.88	2	2	2	2
HSBC Ultra Short Duration Fund - Gr *	2.56	3.64	3.55	3.60	2	2	2	2
ICICI Prudential Ultra Short Term Fund - Gr *	3.28	4.02	4.22	4.44	1	1	1	1
IDBI Ultra Short Term Fund - Gr *	9.67	5.59	4.54	4.35	1	1	1	1
IDFC Ultra Short Term Fund - Gr *	2.37	3.30	3.40	3.41	3	3	3	3
Invesco India Ultra Short Term Fund - Gr *	1.97	3.18	3.15	3.19	4	3	4	4
Kotak Savings Fund - Gr *	2.34	3.33	3.34	3.47	3	3	3	3
L&T Ultra Short Term Fund - Gr *	2.58	3.31	3.39	3.43	2	3	3	3
LIC MF Ultra Short Term Fund - Gr *	2.76	3.22	3.33	3.29	1	3	3	3
Mahindra Manulife Ultra Short Term Fund - Gr *	2.25	3.42	3.46	3.48	3	2	2	2
Mirae Asset Ultra Short Duration Fund - Gr *	2.57	3.55	3.58	N.A.	2	2	2	-
Motilal Oswal Ultra Short Term Fund - Gr *	1.73	2.60	2.46	2.65	4	4	4	4
Navi Ultra Short Term Fund - Gr *	1.53	2.19	2.08	1.98	4	4	4	4
Nippon India Ultra Short Duration Fund - Gr *	3.10	13.86	11.41	8.52	1	1	1	1
PGIM India Ultra Short Term Fund - Gr *	2.15	3.34	3.42	3.51	3	2	2	2
Principal Ultra Short Term Fund - Gr	1.71	2.66	2.79	2.77	4	4	4	4
SBI Magnum Ultra Short Duration Fund - Gr *	2.63	3.44	3.46	3.60	2	2	2	2
Sundaram Ultra Short Term Fund - Gr *	1.36	2.31	2.47	2.49	4	4	4	4
Tata Ultra Short Term Fund - Gr *	2.40	3.28	3.28	3.28	3	3	3	3
UTI Ultra Short Term Fund - Gr *	34.75	14.10	8.80	6.42	1	1	1	1
YES Ultra Short Term Fund - Gr	11.25	5.34	3.97	4.00	1	1	1	1
Average of Ultra Short Duration Fund	4.10	4.19	3.85	3.71				
Universe	27	27	27	26				

Low Duration Fund

Scheme Name	Annualized Returns				Quartile			
	1 M	3 M	6 M	1 Yr	1 M	3 M	6 M	1 Yr
Aditya Birla Sun Life Low Duration Fund - Gr *	2.31	4.13	4.33	4.35	2	2	2	2
Axis Treasury Advantage Fund - Gr *	2.73	4.27	4.28	4.35	2	2	2	2
Baroda Treasury Advantage Fund - Regular - Gr	3.28	3.53	3.54	7.18	1	4	4	1
BNP Paribas Low Duration Fund - Gr *	1.55	3.62	3.87	4.20	4	3	2	2
Canara Robeco Savings Fund - Regular Plan - Gr *	1.99	3.52	3.46	3.60	3	4	4	4
DSP Low Duration Fund - Regular Plan - Growth *	2.06	3.88	3.91	4.02	3	2	2	3

Low Duration Fund

Scheme Name	Annualized Returns				Quartile			
	1 M	3 M	6 M	1 Yr	1 M	3 M	6 M	1 Yr
HDFC Low Duration Fund - Gr *	2.92	4.60	4.79	4.94	2	1	1	1
HSBC Low Duration Fund - Gr *	1.83	3.66	3.72	3.67	3	3	3	4
ICICI Prudential Savings Fund - Gr *	4.60	6.15	5.92	5.49	1	1	1	1
IDFC Low Duration Fund - Regular Plan - Gr *	2.22	3.80	3.88	3.97	2	2	2	3
Invesco India Treasury Advantage Fund - Gr *	1.83	3.72	3.87	4.02	3	3	2	3
JM Low Duration Fund - Gr *	1.51	3.58	3.52	3.50	4	4	4	4
Kotak Low Duration Fund Standard Gr *	3.09	4.72	4.59	4.37	1	1	1	2
L&T Low Duration Fund - Gr *	1.88	3.94	3.86	4.15	3	2	3	3
LIC MF Savings Fund - Gr *	2.07	3.61	3.59	4.28	3	4	4	2
Mahindra Manulife Low Duration Fund - Gr	1.78	3.58	3.65	3.66	4	4	3	4
Mirae Asset Savings Fund - Regular Savings Plan - Gr *	1.53	3.62	3.60	3.68	4	3	4	4
Nippon India Low Duration Fund - Gr *	2.93	4.53	4.72	4.85	1	1	1	1
PGIM India Low Duration Fund - Gr *	1.46	3.13	3.44	3.90	4	4	4	3
Principal Low Duration Fund - Gr	2.13	3.71	3.76	3.76	3	3	3	4
SBI Magnum Low Duration Fund - Gr *	2.18	3.78	3.75	3.81	2	3	3	3
Sundaram Low Duration Fund - Regular - Gr *	101.84	36.86	20.21	11.88	1	1	1	1
Tata Treasury Advantage Fund - Regular Plan - Gr *	2.35	4.13	4.21	4.28	2	2	2	2
UTI Treasury Advantage Fund - Instit. Plan Gr *	58.12	23.56	14.11	9.22	1	1	1	1
Average of Low Duration Fund	8.76	6.15	5.11	4.80				
Universe	24	24	24	24				

Money Market Fund

Scheme Name	Annualized Returns				Quartile			
	1 M	3 M	6 M	1 Yr	1 M	3 M	6 M	1 Yr
Aditya Birla Sun Life Money Manager Fund - Gr *	3.04	3.84	3.96	4.02	1	1	1	1
Axis Money Market Fund - Gr *	3.04	3.77	3.85	3.90	1	1	2	1
Baroda Money Market Fund - Gr *	2.82	3.02	2.85	2.82	3	4	4	4
DSP Savings Fund - Gr *	2.55	3.73	3.87	3.70	3	2	1	2
Edelweiss Money Market Fund - Gr *	2.14	3.00	3.03	2.94	4	4	4	4
Franklin India Savings Fund - Gr *	2.92	3.72	3.76	3.65	2	2	2	3
HDFC Money Market Fund - Gr *	2.94	3.77	3.89	3.89	2	1	1	2
ICICI Prudential Money Market Fund - Gr *	2.98	3.67	3.79	3.82	2	3	2	2
IDFC Money Manager Fund - Regular Plan - Gr *	2.19	2.86	2.95	2.96	4	4	4	4
Invesco India Money Market Fund - Gr *	2.55	3.56	3.63	3.65	3	3	3	3
Kotak Money Market Fund - Gr *	3.09	3.79	3.76	3.84	1	1	2	2
L&T Money Market Fund - Gr *	2.45	3.02	2.95	2.99	4	4	4	4
Nippon India Money Market Fund - Gr *	3.01	3.68	3.79	3.92	2	2	2	1
PGIM India Money Market Fund - Gr *	2.16	3.12	2.98	2.98	4	4	4	4
SBI Savings Fund - Gr *	2.64	3.34	3.39	3.51	3	3	3	3
Sundaram Money Market Fund - Gr *	2.89	3.41	3.48	3.44	2	3	3	3
Tata Money Market Fund Regular Plan - Gr *	2.89	3.86	4.03	4.08	2	1	1	1
UTI Money Market Fund - Instit. Gr *	3.08	3.75	3.80	3.88	1	2	2	2
Average of Money Market Fund	2.74	3.50	3.54	3.56				
Universe	18	18	18	18				

Short Duration Fund

Scheme Name	Annualized Returns				Quartile			
	3 M	6 M	1 Yr	2 Yr	3 M	6 M	1 Yr	2 Yr
Aditya Birla Sun Life Short Term Fund - Gr *	6.19	6.03	5.75	7.81	2	1	2	1
Axis Short Term Fund - Gr *	5.76	5.43	5.14	7.59	2	2	2	2
Baroda Short Term Bond Fund - Gr *	5.26	5.05	4.68	6.32	1	3	2	4
BNP Paribas Short Term Fund - Gr *	5.70	5.13	5.24	7.46	2	3	2	2
BOI AXA Short Term Income Fund - Reg Gr *	2.71	4.13	3.98	1.88	1	4	4	4
Canara Robeco Short Duration Fund - Gr *	4.41	4.14	4.36	6.46	1	4	4	3
DSP Short Term Fund - Gr *	5.06	4.74	4.63	6.84	3	4	3	3
HDFC Short Term Debt Fund - Gr *	6.35	6.27	5.86	8.25	3	1	1	1
HSBC Short Duration Fund - Gr *	5.21	4.87	4.45	4.94	3	3	3	4
ICICI Prudential Short Term Fund - Gr *	6.21	5.93	5.91	8.08	1	2	1	1
IDBI Short Term Bond Fund - Gr *	39.05	22.32	13.39	9.93	3	1	1	1

Short Duration Fund

Scheme Name	Annualized Returns				Quartile			
	3 M	6 M	1 Yr	2 Yr	3 M	6 M	1 Yr	2 Yr
IDFC Bond Fund - Short Term Plan - Reg Gr *	5.19	4.90	4.56	7.15	2	3	3	2
Indiabulls Short Term Fund - Gr *	4.73	4.07	4.29	4.36	3	4	4	4
Invesco India Short Term Fund - Gr *	5.02	4.63	4.38	6.63	4	4	4	3
Kotak Bond Short Term Plan - Gr *	6.70	6.00	5.23	7.38	4	2	2	2
L&T Short Term Bond Fund - Gr *	5.06	4.98	4.57	6.98	3	3	3	3
LIC MF Short Term Debt Fund - Gr *	4.75	4.31	3.80	5.89	4	4	4	4
Mirae Asset Short Term Fund - Gr *	5.43	4.91	4.53	6.41	2	3	3	4
Nippon India Short Term Fund Gr *	6.51	6.39	6.19	7.64	1	1	1	2
PGIM India Short Maturity Fund - Gr *	5.03	5.58	4.42	5.67	4	2	4	4
Principal Short Term Debt Fund - Gr *	5.97	5.40	4.64	7.10	4	2	3	2
SBI Short Term Debt Fund - Gr *	5.69	5.26	4.75	7.02	4	2	2	3
Sundaram Short Term Debt Fund Regular - Gr *	42.35	23.22	13.64	11.53	1	1	1	1
TATA Short Term Bond Fund Regular Plan - Gr *	4.95	4.68	4.25	6.79	4	4	4	3
UTI Short Term Income Fund - Instit. Gr *	23.74	14.76	9.81	10.06	2	1	1	1
Average of Short Duration Fund	8.92	6.93	5.70	7.05				
Universe	25	25	25	25				

Medium Duration Fund

Scheme Name	Annualized Returns				Quartile			
	6 M	1 Yr	2 Yr	3 Yr	6 M	1 Yr	2 Yr	3 Yr
Aditya Birla Sun Life Medium Term Plan - Gr	7.49	8.47	2.90	3.95	2	1	4	4
Axis Strategic Bond Fund - Gr *	7.48	7.42	8.63	8.20	3	3	2	2
BNP Paribas Medium Term Fund - Gr *	5.27	4.42	5.48	3.11	4	4	3	4
DSP Bond Fund - Gr *	5.64	5.39	7.13	5.69	4	3	3	3
HDFC Medium Term Debt Fund - Gr *	8.12	7.74	8.31	8.63	2	2	2	1
ICICI Prudential Medium Term Bond Fund - Gr *	7.65	7.62	9.07	8.72	2	2	1	1
IDFC Bond Fund - Medium Term Plan - Reg Gr *	5.65	4.60	6.94	8.26	4	4	3	2
Kotak Medium Term Fund - Gr *	8.44	7.62	7.60	7.28	1	2	2	2
L&T Resurgent India Bond Fund - Gr *	6.61	7.93	8.11	7.78	3	1	2	2
Nippon India Strategic Debt Fund - Gr *	33.66	20.46	-5.67	-4.17	1	1	4	4
SBI Magnum Medium Duration Fund - Reg Gr *	6.80	6.56	9.02	9.75	3	3	1	1
Sundaram Medium Term Bond Fund Reg - App *	4.73	3.46	4.75	6.17	4	4	4	3
Tata Medium Term Fund Regular Plan - Gr *	8.01	6.78	8.68	2.57	2	3	1	4
Union Medium Duration Fund - Gr *	6.64	5.17	N.A.	N.A.	3	4	-	-
UTI Medium Term Fund - Regular Plan - Gr *	12.11	7.87	3.43	4.55	1	2	4	3
Average of Medium Duration Fund	8.95	7.43	6.03	5.75				
Universe	15	15	14	14				

Medium to Long Duration Fund

Scheme Name	Annualized Returns				Quartile			
	6 M	1 Yr	2 Yr	3 Yr	6 M	1 Yr	2 Yr	3 Yr
Aditya Birla Sun Life Income Fund - Gr *	7.89	6.91	8.59	10.00	1	1	1	1
Canara Robeco Income Fund - Gr *	5.24	4.42	6.58	8.50	4	3	3	3
HDFC Income Fund Gr *	5.51	4.52	6.40	7.63	4	3	3	4
HSBC Debt Fund - Gr *	6.49	4.23	5.76	8.38	2	3	4	3
ICICI Prudential Bond Fund - Gr *	6.18	5.33	8.25	9.29	2	2	1	2
IDFC Bond Fund - Income Plan - Reg Gr *	5.66	3.94	6.81	9.24	3	4	2	2
JM Income Fund - Gr *	6.02	3.17	4.06	2.21	3	4	4	4
Kotak Bond Regular Plan - Gr *	7.68	5.87	7.85	9.39	1	2	2	1
LIC MF Bond Gr *	3.83	3.14	5.72	7.80	4	4	4	4
Nippon India Income Fund - Retail Gr *	6.04	4.18	6.55	9.30	3	4	3	2
SBI Magnum Income Fund Gr *	6.90	6.23	9.17	9.89	2	1	1	1
Tata Income Fund - Regular Plan - Gr *	5.33	4.68	7.54	8.46	4	2	2	3
UTI Bond Fund - Gr *	19.35	10.96	5.06	1.87	1	1	4	4
Avg of Medium to Long Duration Fund	7.09	5.20	6.80	7.84				
Universe	13	13	13	13				

Dynamic Bond Fund

Scheme Name	Annualized Returns				Quartile			
	6 M	1 Yr	2 Yr	3 Yr	6 M	1 Yr	2 Yr	3 Yr
Aditya Birla Sun Life Dynamic Bond Fund - Retail - Gr *	6.88	6.56	3.62	5.55	2	2	4	4
Axis Dynamic Bond Fund - Gr *	7.68	6.39	8.93	10.02	1	2	1	1
Baroda Dynamic Bond Fund - Gr *	6.39	7.63	6.89	4.49	3	1	3	4
BNP Paribas Flexi Debt Fund - Gr *	4.39	3.30	5.72	7.01	4	4	4	4
Canara Robeco Dynamic Bond Fund - Regular - Gr *	3.14	3.04	5.59	7.27	4	4	4	4
DSP Strategic Bond Fund - Instit. Plan - Gr *	6.70	4.82	7.74	9.75	2	3	2	1
HDFC Dynamic Debt Fund - Gr *	16.02	9.78	9.14	7.50	1	1	1	3
HSBC Flexi Debt Fund - Gr *	5.23	4.04	5.62	8.00	4	4	4	3
ICICI Prudential All Seasons Bond Fund - Gr *	6.81	6.70	9.11	9.48	2	2	1	1
IDBI Dynamic Bond Fund - Gr *	9.43	7.29	8.43	7.80	1	1	1	3
IDFC Dynamic Bond Fund - Regular Gr *	6.17	4.34	7.67	9.90	3	3	2	1
IIFL Dynamic Bond Fund - Gr *	8.89	7.57	7.35	7.59	1	1	2	3
Indiabulls Dynamic Bond Fund - Gr *	5.69	6.65	5.63	N.A.	3	2	4	-
Kotak Dynamic Bond Fund Regular Plan - Gr *	7.27	6.08	8.12	9.75	2	2	2	1
L&T Flexi Bond Fund - Gr *	5.37	3.67	6.52	8.28	4	4	3	3
Mirae Asset Dynamic Bond Fund - Gr *	4.41	3.48	6.53	8.89	4	4	3	2
Nippon India Dynamic Bond Fund - Gr Plan - Gr *	6.35	5.95	6.95	8.49	3	2	3	2
PGIM India Dynamic Bond Fund - Gr *	5.96	4.44	6.33	8.69	3	3	4	2
Quantum Dynamic Bond Fund - Regular plan - Gr *	5.82	4.98	7.10	8.62	3	3	2	2
SBI Dynamic Bond Fund - Gr *	4.34	4.29	7.02	9.31	4	4	3	2
Tata Dynamic Bond Fund Regular Plan - Gr *	6.55	5.88	6.88	7.38	2	3	3	4
Union Dynamic Bond Fund - Gr *	6.42	4.62	7.10	8.75	2	3	2	2
UTI Dynamic Bond Fund - Gr *	21.95	12.18	8.59	4.72	1	1	1	4
Average of Dynamic Bond Fund	7.30	5.81	7.07	8.06				
Universe	23	23	23	22				

Corporate Bond Fund

Scheme Name	Annualized Returns				Quartile			
	6 M	1 Yr	2 Yr	3 Yr	6 M	1 Yr	2 Yr	3 Yr
Aditya Birla Sun Life Corporate Bond Fund - Gr *	6.29	6.13	8.56	9.24	2	1	1	2
Axis Corporate Debt Fund - Gr *	5.50	5.61	8.35	7.75	3	2	1	4
BNP Paribas Corporate Bond Fund - Gr *	4.37	4.22	7.16	5.09	4	4	4	4
Canara Robeco Corporate Bond Fund - Gr *	4.78	4.71	6.84	7.99	4	4	4	3
DSP Corporate Bond Fund - Gr *	3.78	4.19	7.07	8.77	4	4	4	2
Franklin India Corporate Debt Fund - Gr *	5.08	5.91	7.36	8.33	4	2	4	3
HDFC Corporate Bond Fund - Gr *	6.67	6.23	8.47	9.43	1	1	1	1
HSBC Corporate Bond Fund - Gr *	6.41	4.64	N.A.	N.A.	2	4	-	-
ICICI Prudential Corporate Bond Fund - Gr *	5.97	5.93	8.06	8.70	2	2	2	2
IDFC Corporate Bond Fund - Gr *	6.23	6.12	8.06	8.54	2	2	2	3
Invesco India Corporate Bond Fund - Gr *	5.33	4.92	7.47	8.89	3	3	3	2
Kotak Corporate Bond Fund Standard Gr *	6.06	5.56	7.40	8.28	2	3	4	3
L&T Triple Ace Bond Fund - Gr *	7.93	6.27	9.03	10.72	1	1	1	1
Nippon India Corporate Bond - Gr *	6.53	6.37	7.64	7.83	1	1	2	4
PGIM India Premier Bond Fund - Gr *	6.62	5.89	7.62	7.89	1	2	3	4
SBI Corporate Bond Fund - Gr *	5.24	4.89	7.41	N.A.	3	4	3	-
Sundaram Corporate Bond Fund - Regular Gr *	5.24	5.32	8.08	9.49	3	3	2	1
Union Corporate Bond Fund - Gr *	5.51	5.23	7.51	6.60	3	3	3	4
UTI Corporate Bond Fund - Gr *	5.45	5.36	8.18	9.29	3	3	2	1
Average of Corporate Bond Fund	5.74	5.45	7.79	8.40				
Universe	19	19	18	17				

Credit Risk Fund

Scheme Name	Annualized Returns				Quartile			
	6 M	1 Yr	2 Yr	3 Yr	6 M	1 Yr	2 Yr	3 Yr
Aditya Birla Sun Life Credit Risk Fund - Reg Gr *	7.08	8.43	5.73	6.38	4	2	3	2
Axis Credit Risk Fund - Gr *	7.11	7.49	7.79	6.65	3	3	1	2
Baroda Credit Risk Fund - Gr *	23.33	21.36	10.40	8.04	1	1	1	1
BOI AXA Credit Risk Fund - Gr	10.01	10.56	-20.76	-31.67	2	2	4	4
DSP Credit Risk Fund - Gr *	3.04	3.64	4.61	2.68	4	4	3	4
HDFC Credit Risk Debt Fund - Gr *	9.57	10.11	9.61	9.35	2	2	1	1
ICICI Prudential Credit Risk Fund - Gr *	8.03	7.85	8.82	8.87	3	3	1	1
IDBI Credit Risk Fund - Gr *	27.91	18.14	3.66	2.27	1	1	4	4
IDFC Credit Risk Fund - Gr *	6.46	6.06	6.59	7.39	4	4	2	2
Invesco India Credit Risk Fund - Gr *	4.53	3.83	5.87	2.75	4	4	2	4
Kotak Credit Risk Fund - Gr *	7.81	6.48	6.81	7.44	3	4	2	2
L&T Credit Risk Fund - Gr *	8.37	7.09	5.71	4.71	2	3	3	3

Credit Risk Fund

Scheme Name	Annualized Returns				Quartile			
	6 M	1 Yr	2 Yr	3 Yr	6 M	1 Yr	2 Yr	3 Yr
Mahindra Manulife Dynamic Bond Yojana - Gr *	4.12	3.89	5.02	5.78	4	4	3	3
Nippon India Credit Risk Fund - Gr *	20.55	15.39	2.97	3.19	1	1	4	3
PGIM India Credit Risk Fund - Regular - Gr *	10.38	11.60	3.52	3.50	2	2	4	3
SBI Credit Risk Fund - Regular Plan - Gr *	7.34	7.22	7.76	7.60	3	3	2	1
UTI Credit Risk Fund - Gr *	37.76	22.01	-6.82	-5.74	1	1	4	4
Average of Credit Risk Fund	11.96	10.07	3.96	2.89				
Universe	17	17	17	17				

Banking and PSU Fund

Scheme Name	Annualized Returns				Quartile			
	3 M	6 M	1 Yr	2 Yr	3 M	6 M	1 Yr	2 Yr
Aditya Birla Sun Life Banking & PSU Debt Fund - Gr *	6.19	6.10	5.70	7.90	2	2	2	2
Axis Banking & PSU Debt Fund - Gr *	4.60	4.56	4.68	7.18	4	4	4	4
Baroda Banking & PSU Bond Fund - Gr *	6.55	6.13	N.A.	N.A.	2	2	-	-
DSP Banking & PSU Debt Fund - Gr *	5.51	4.80	4.94	7.70	3	4	3	2
Edelweiss Banking And PSU Debt Fund - Gr *	9.70	8.27	7.17	9.67	1	1	1	1
Franklin India Banking & PSU Debt Fund - Gr *	5.65	5.42	5.36	7.25	3	3	2	3
HDFC Banking and PSU Debt Fund - Gr *	5.95	6.09	5.77	7.93	2	2	1	1
ICICI Prudential Banking & PSU Debt Fund - Gr *	7.68	6.89	6.29	7.71	1	1	1	2
IDFC Banking & PSU Debt Fund - Reg Gr *	5.09	4.86	5.01	7.89	4	4	3	2
Invesco India Banking & PSU Debt Fund - Gr *	7.29	6.59	5.76	7.15	1	1	2	4
ITI Banking & PSU Debt Fund - Gr *	5.95	5.56	N.A.	N.A.	2	3	-	-
Kotak Banking & PSU Debt Fund - Gr *	7.33	6.85	5.94	8.03	1	1	1	1
L&T Banking and PSU Debt Fund - Gr *	5.41	5.05	4.94	7.55	4	3	3	3
LIC MF Banking & PSU Debt Fund - Gr *	4.23	4.02	3.88	6.20	4	4	4	4
Mirae Asset Banking and PSU Debt Fund - Gr *	5.58	4.96	4.82	N.A.	3	3	4	-
Nippon India Banking And PSU Debt Fund - Gr *	6.62	6.01	5.62	8.04	2	2	2	1
PGIM India Banking and PSU Debt Fund - Gr *	6.77	6.65	5.35	7.66	1	1	3	3
SBI Banking and PSU Fund - Gr *	5.43	5.13	4.92	7.29	3	3	3	3
Sundaram Banking & PSU Debt Fund - Reg Gr *	2.97	3.21	3.59	6.05	4	4	4	4
Tata Banking & Psu Debt Fund - Gr *	6.62	6.34	5.62	N.A.	2	2	2	-
UTI Banking & PSU Debt Fund - Gr *	4.32	3.96	3.97	6.43	4	4	4	4
Average of Banking and PSU Fund	5.97	5.59	5.23	7.51				
Universe	21	21	19	17				

Floater Fund

Scheme Name	Annualized Returns				Quartile			
	3 M	6 M	1 Yr	2 Yr	3 M	6 M	1 Yr	2 Yr
Aditya Birla Sun Life Floating Rate Fund - Gr *	5.24	5.36	4.86	6.74	3	3	3	3
DSP Floater Fund - Gr *	6.82	6.18	N.A.	N.A.	2	2	-	-
Franklin India Floating Rate Fund - Gr	5.17	4.64	4.39	5.39	4	4	4	4
HDFC Floating Rate Debt Fund - Gr *	5.87	5.89	5.92	7.28	2	2	2	3
ICICI Prudential Floating Interest Fund - Gr *	7.81	7.18	6.41	7.74	1	1	2	2
IDFC Floating Rate Fund - Gr *	4.04	4.22	N.A.	N.A.	4	4	-	-
Kotak Floating Rate Fund - Gr *	8.11	8.25	6.84	7.91	1	1	1	2
Nippon India Floating Rate Fund - Gr *	5.80	5.79	5.89	8.16	3	2	3	1
SBI Floating Rate DEBT Fund Regular Plan - Gr *	6.20	5.22	N.A.	N.A.	2	3	-	-
UTI Floater Fund - Gr *	4.96	4.58	4.17	5.84	4	4	4	4
Average of Floater Fund	6.00	5.73	5.50	7.01				
Universe	10	10	7	7				

Gilt Fund

Scheme Name	Annualized Returns				Quartile			
	6 M	1 Yr	2 Yr	3 Yr	6 M	1 Yr	2 Yr	3 Yr
Aditya Birla SL Gov Securities Fund - Gr *	7.98	5.84	7.97	10.40	1	1	2	2
Axis Gilt Fund - Gr *	6.19	5.62	8.22	10.44	3	1	1	1
Baroda Gilt Fund Gr *	6.70	4.44	6.19	8.64	2	3	3	3
Canara Robeco Gilt Fund - Gr *	4.43	3.87	6.12	8.34	4	4	4	3
DSP Government Securities Fund - Gr *	7.26	5.49	8.32	11.03	1	2	1	1
Edelweiss Government Securities Fund - Gr *	9.26	7.64	8.83	11.12	1	1	1	1
Franklin India Government Securities Fund - Gr *	6.58	3.58	5.52	8.21	2	4	4	4
HDFC Gilt Fund - Gr *	6.55	4.66	6.78	8.29	2	2	2	4
ICICI Prudential Gilt Fund - Regular Gr *	8.50	6.57	8.82	9.98	1	1	1	2
IDBI Gilt Fund - Gr *	5.75	4.03	5.35	7.52	3	3	4	4
IDFC GSF - Investment Plan - Regular Gr *	6.54	4.69	8.40	11.29	2	2	1	1
Invesco India Gilt Fund - Gr *	3.38	2.59	4.48	7.74	4	4	4	4
Kotak Gilts Investment - Gr *	8.02	6.10	8.05	10.16	1	1	2	2
L&T Gilt Fund - Gr *	5.23	3.61	6.39	8.24	4	4	3	4

Gilt Fund

Scheme Name	Annualized Returns				Quartile			
	6 M	1 Yr	2 Yr	3 Yr	6 M	1 Yr	2 Yr	3 Yr
LIC MF Gilt Fund - Gr *	4.22	4.04	6.72	9.46	4	3	3	2
Nippon India Gilt Securities Fund - Gr *	6.54	4.23	7.06	10.08	2	3	2	2
PGIM India Gilt Fund - Gr *	6.96	4.72	6.51	8.81	2	2	3	3
SBI Magnum Gilt Fund - Gr *	5.68	5.53	7.98	10.47	3	2	2	1
TATA Gilt Securities Fund Regular Plan - Gr *	4.98	3.14	5.51	8.45	4	4	4	3
UTI Gilt Fund - Gr *	5.95	4.53	6.68	9.31	3	3	3	3
Average of Gilt Fund	6.34	4.75	7.00	9.40				
Universe	20	20	20	20				

Gilt Fund with 10 yr constant duration

Scheme Name	Annualized Returns				Quartile			
	6 M	1 Yr	2 Yr	3 Yr	6 M	1 Yr	2 Yr	3 Yr
DSP 10Y G-Sec Fund - Gr *	3.34	3.14	6.88	9.75	4	4	4	4
ICICI Prudential Constant Maturity Gilt Fund - Gr *	8.32	5.70	8.79	11.88	1	1	1	2
IDFC Government Sec Constant Maturity Plan - Reg - Gr *	7.51	5.12	8.17	12.23	3	2	2	1
SBI Magnum Constant Maturity Fund - Gr *	7.92	5.01	7.35	10.57	2	3	3	3
Avg of Gilt Fund 10 yr constant duration	6.77	4.74	7.80	11.11				
Universe	4	4	4	4				

Solution Oriented Fund

Scheme Name	Annualized Returns				Quartile			
	6 M	1 Yr	3 Yr	5 Yr	6 M	1 Yr	3 Yr	5 Yr
Aditya Birla Sun Life Retirement Fund - The 30s Plan - Gr *	9.85	33.88	N.A.	N.A.	3	3	-	-
Aditya Birla Sun Life Retirement Fund - The 40s Plan - Gr *	8.35	27.46	N.A.	N.A.	3	3	-	-
Aditya Birla Sun Life Retirement Fund - The 50s Plan - Gr *	2.38	3.31	N.A.	N.A.	4	4	-	-
Axis Retirement Savings Fund - Aggressive Plan - Gr *	15.24	42.23	N.A.	N.A.	2	2	-	-
Axis Retirement Savings Fund - Conservative Plan - Gr *	9.27	21.13	N.A.	N.A.	3	3	-	-
Axis Retirement Savings Fund - Dynamic Plan - Gr *	16.32	43.25	N.A.	N.A.	2	2	-	-
Franklin India Pension Plan Gr	7.14	20.61	9.78	7.74	3	3	4	4
HDFC Retirement Savings Fund - Equity - Gr	26.69	69.67	21.21	16.98	1	1	1	1
HDFC Retirement Savings Fund - Hybrid Debt - Gr	6.20	14.31	9.38	7.87	4	4	4	4
HDFC Retirement Savings Fund - Hybrid Equity - Gr	16.17	46.34	16.99	14.43	2	2	2	2
ICICI Prudential Retirement Fund - Hybrid Aggressive Plan - Gr	16.01	46.63	N.A.	N.A.	2	1	-	-
ICICI Prudential Retirement Fund - Hybrid Conservative Plan - Gr	5.36	13.15	N.A.	N.A.	4	4	-	-
ICICI Prudential Retirement Fund - Pure Equity Plan - Gr	23.56	66.45	N.A.	N.A.	1	1	-	-
Nippon India Retirement Fund - Income Generation Scheme - Gr *	5.52	12.12	10.17	6.74	4	4	3	4
Nippon India Retirement Fund - Wealth Creation Scheme - Gr *	21.65	60.71	11.22	10.85	1	1	2	2
Tata Retirement Savings Fund - Conservative Plan - Gr *	6.80	13.91	10.19	8.28	4	4	3	3
Tata Retirement Savings Fund - Moderate Plan - Gr *	16.26	36.58	16.00	13.65	2	2	2	2
Tata Retirement Savings Fund - Progressive Plan - Gr *	18.49	42.02	17.91	15.24	1	2	1	1
UTI Retirement Benefit Pension Fund - Gr	12.89	30.77	10.02	8.77	3	3	4	3
Average Return	12.85	33.92	13.29	11.06				
Universe	19	19	10	10				

Equity Funds

Scheme Name	3 Years				
	Std. Deviation	Sharpe Ratio	Beta	Treynor Ratio	Alpha
Aditya Birla Sun Life Dividend Yield Fund - Gr	22.53	0.19	0.92	1.35	-0.13
Aditya Birla Sun Life Equity Advantage Fund - Gr	25.52	0.21	1.06	1.46	-0.02
Aditya Birla Sun Life Flexi Cap Fund - Gr	24.62	0.21	1.02	1.47	-0.01
Aditya Birla Sun Life Focused Equity Fund - Gr	22.78	0.21	0.94	1.45	-0.03
Aditya Birla Sun Life Frontline Equity Fund - Gr	23.51	0.19	0.97	1.34	-0.14
Aditya Birla Sun Life India GenNext Fund - Gr	22.10	0.25	0.91	1.78	0.27
Aditya Birla Sun Life Manufacturing Equity Fund - Gr	20.39	0.19	0.82	1.36	-0.10
Aditya Birla Sun Life Midcap Fund - Gr	26.49	0.19	1.08	1.35	-0.15
Aditya Birla Sun Life MNC Fund Gr	19.52	0.14	0.78	0.98	-0.39
Aditya Birla Sun Life Pure Value Fund - Gr	26.95	0.13	1.09	0.92	-0.61
Aditya Birla Sun Life Small Cap Fund - Gr	31.43	0.16	1.26	1.18	-0.38
Aditya Birla Sun Life Tax Relief 96 Fund - Gr	21.96	0.13	0.90	0.94	-0.50
Axis Bluechip Fund - Gr	19.02	0.27	0.74	1.97	0.36
Axis Flexi Cap Fund - Gr	18.88	0.29	0.75	2.11	0.47
Axis Focused 25 Fund - Gr	22.62	0.24	0.91	1.71	0.20
Axis Long Term Equity Fund - Gr	21.94	0.25	0.87	1.82	0.29
Axis MidCap Fund - Gr	20.06	0.32	0.82	2.25	0.62
Axis Small Cap Fund - Gr	24.82	0.32	0.98	2.35	0.85
Baroda ELSS 96 - Plan A Gr	22.22	0.22	0.92	1.52	0.03
Baroda Large Cap Fund - Gr	21.27	0.21	0.87	1.47	-0.02
Baroda Mid-cap Fund - Gr	22.70	0.28	0.91	1.99	0.46
Baroda Multi Cap Fund - Gr Plan	22.32	0.26	0.92	1.79	0.28
BNP Paribas Focused 25 Equity Fund - Gr	20.73	0.22	0.85	1.55	0.06
BNP Paribas Large Cap Fund - Gr	20.15	0.24	0.82	1.72	0.19
BNP Paribas Long Term Equity Fund - Gr	19.48	0.25	0.81	1.74	0.20
BNP Paribas Midcap Fund - Gr	23.66	0.26	0.96	1.85	0.35
BNP Paribas Multi Cap Fund - Gr	22.72	0.23	0.94	1.57	0.08
BOI AXA Large & Mid Cap Equity Fund - Reg Gr	22.63	0.22	0.94	1.56	0.06
BOI AXA Tax Advantage Fund - Regular Gr	21.86	0.32	0.89	2.25	0.68
Canara Robeco Bluechip Equity Fund - Gr	20.72	0.26	0.85	1.82	0.28
Canara Robeco Consumer Trends Fund - Regular Gr	21.45	0.27	0.87	1.95	0.40
Canara Robeco Emerging Equities Fund - Gr	23.38	0.25	0.97	1.72	0.23
Canara Robeco Equity Tax Saver Fund - Gr	21.71	0.28	0.89	1.95	0.41
Canara Robeco Flexi Cap Fund - Gr	20.99	0.26	0.87	1.83	0.30
DSP Equity Opportunities Fund - Gr	24.99	0.22	1.04	1.53	0.04
DSP Flexi Cap Fund - Reg. Plan - Gr	23.34	0.26	0.96	1.85	0.35
DSP Focus Fund - Gr	25.04	0.19	1.02	1.34	-0.15
DSP Midcap Fund - Reg Gr	22.57	0.25	0.93	1.79	0.28
DSP Natural Resources and New Energy Fund - Gr	30.80	0.16	1.14	1.24	-0.29
DSP Small Cap Fund - Gr	28.73	0.25	1.13	1.82	0.38
DSP Tax Saver Fund - Gr	24.63	0.24	1.03	1.67	0.19
DSP Top 100 Equity Fund Gr	25.41	0.17	1.03	1.22	-0.28
Edelweiss Flexi Cap Fund - Gr	23.36	0.20	0.97	1.41	-0.08
Edelweiss Large & Mid Cap Fund - Regular Gr	22.79	0.23	0.95	1.61	0.12
Edelweiss Large Cap Fund - Gr	22.81	0.20	0.94	1.38	-0.10
Edelweiss Long Term Equity Fund (Tax Savings) - Gr	23.54	0.19	0.98	1.31	-0.18
Edelweiss Mid Cap Fund - Regular Gr	26.53	0.25	1.08	1.75	0.29
Franklin India Bluechip Fund Gr	25.00	0.18	1.02	1.26	-0.23
Franklin India Equity Advantage Fund - Gr	27.47	0.17	1.14	1.20	-0.33
Franklin India Flexi Cap Fund - Gr	24.94	0.20	1.03	1.39	-0.10
Franklin India Focused Equity Fund - Gr	27.42	0.20	1.10	1.47	-0.02
Franklin India Opportunities Fund-Gr	24.30	0.21	1.00	1.49	0.01
Franklin India Prima Fund Gr	25.36	0.21	1.05	1.47	-0.02
Franklin India Smaller Companies Fund - Gr	28.95	0.19	1.17	1.37	-0.14
Franklin India Taxshield Gr	25.61	0.17	1.06	1.20	-0.30
HDFC Capital Builder Value Fund - Gr	25.62	0.16	1.06	1.09	-0.42
HDFC Flexi Cap Fund - Gr	27.08	0.17	1.10	1.24	-0.27
HDFC Focused 30 Fund - Gr	26.82	0.14	1.10	0.97	-0.57
HDFC Large and Mid Cap Fund - Gr	26.46	0.20	1.09	1.41	-0.08
HDFC Mid Cap Opportunities Fund - Gr	26.30	0.21	1.07	1.50	0.01
HDFC Small Cap Fund - Gr	29.70	0.20	1.18	1.44	-0.05
HDFC Tax saver - Gr	24.90	0.14	1.03	0.98	-0.52
HDFC Top 100 Fund - Gr	25.46	0.18	1.02	1.28	-0.21
HSBC Flexi Cap Fund - Gr	24.51	0.18	1.02	1.27	-0.22
HSBC Large Cap Equity Fund - Gr	22.63	0.19	0.92	1.37	-0.10
HSBC Small Cap Equity Fund - Gr	28.74	0.22	1.13	1.61	0.14
HSBC Tax Saver Equity Fund - Gr	24.20	0.20	1.00	1.36	-0.12
ICICI Prudential Bluechip Fund - Gr	22.78	0.19	0.94	1.35	-0.13
ICICI Prudential Dividend Yield Equity Fund - Gr	24.04	0.18	0.97	1.30	-0.18
ICICI Prudential Exports and Services Fund - Gr	22.91	0.19	0.92	1.37	-0.11

Equity Funds

Scheme Name	3 Years				
	Std. Deviation	Sharpe Ratio	Beta	Treynor Ratio	Alpha
ICICI Prudential Focused Equity Fund - Retail Gr	21.59	0.20	0.85	1.44	-0.04
ICICI Prudential Large & Mid Cap Fund - Gr	26.18	0.20	1.07	1.43	-0.07
ICICI Prudential Long Term Equity Fund - Regular Gr	24.82	0.20	1.03	1.38	-0.11
ICICI Prudential MidCap Fund - Gr	27.30	0.21	1.12	1.47	-0.02
ICICI Prudential Multicap Fund - Gr	25.32	0.17	1.05	1.19	-0.31
ICICI Prudential Smallcap Fund - Gr	30.01	0.27	1.18	2.00	0.60
ICICI Prudential Value Discovery Fund Gr	22.60	0.21	0.90	1.52	0.03
IDBI Equity Advantage Fund - Gr	19.46	0.17	0.77	1.25	-0.19
IDBI Flexi Cap Fund - Gr	20.87	0.23	0.86	1.61	0.11
IDBI Focused 30 Equity Fund - Gr	22.36	0.17	0.91	1.23	-0.23
IDBI India Top 100 Equity Fund - Gr	21.59	0.25	0.89	1.74	0.23
IDBI Long Term Value Fund - Gr	23.73	0.18	0.97	1.28	-0.21
IDBI Midcap Fund - Gr	25.23	0.20	1.03	1.42	-0.07
IDBI Small Cap Fund - Gr	26.93	0.21	1.09	1.52	0.03
IDFC Core Equity Fund - Regular Plan - Gr	25.04	0.18	1.04	1.22	-0.28
IDFC Flexi Cap Fund - Regular Gr	22.53	0.17	0.93	1.16	-0.30
IDFC Focused Equity Fund - Regular Gr	22.50	0.15	0.91	1.08	-0.37
IDFC Large Cap Fund - Regular Gr	21.29	0.19	0.86	1.38	-0.09
IDFC Sterling Value Fund - Regular Gr	31.46	0.18	1.28	1.30	-0.24
IDFC Tax Advantage (ELSS) Fund - Regular Gr	28.10	0.20	1.17	1.42	-0.08
IIFL Focused Equity Fund - Gr	23.80	0.30	0.98	2.10	0.60
Indiabulls Blue Chip Fund - Gr	23.13	0.15	0.95	1.07	-0.39
Indiabulls Tax Savings Fund - Gr	21.57	0.17	0.89	1.16	-0.29
Indiabulls Value Fund - Gr	22.64	0.15	0.93	1.03	-0.43
Invesco India Contra Fund - Gr	24.13	0.20	1.00	1.40	-0.09
Invesco India Growth Opportunities Fund - Gr	22.06	0.20	0.91	1.43	-0.06
Invesco India Largecap Fund - Gr	22.78	0.20	0.93	1.45	-0.04
Invesco India Midcap Fund - Gr	23.51	0.25	0.95	1.78	0.28
Invesco India Multicap Fund - Gr	24.95	0.21	1.03	1.49	0.00
Invesco India PSU Equity Fund - Gr	25.10	0.20	0.97	1.50	0.01
Invesco India Tax Plan - Gr	23.05	0.21	0.95	1.49	0.00
JM Core 11 Fund - Series 1 - Gr	25.69	0.15	1.02	1.06	-0.44
JM Flexicap Fund - Gr	23.07	0.23	0.92	1.69	0.18
JM Large Cap Fund - Gr	11.67	0.27	0.46	1.97	0.22
JM Tax Gain Fund - Gr Option	24.39	0.24	1.00	1.71	0.22
JM Value Fund - Gr Option	25.37	0.21	1.05	1.46	-0.03
Kotak Bluechip Fund - Gr	22.99	0.22	0.94	1.55	0.06
Kotak Emerging Equity Fund - Gr	25.68	0.26	1.05	1.85	0.38
Kotak Equity Opportunities Fund - Gr	22.44	0.24	0.93	1.65	0.15
Kotak Flexicap Fund - Gr	23.01	0.20	0.96	1.36	-0.12
Kotak India EQ Contra Fund - Gr	23.93	0.20	0.99	1.42	-0.07
Kotak Smallcap Fund - Gr	29.24	0.30	1.17	2.14	0.76
Kotak Tax Saver - Gr	22.71	0.23	0.94	1.59	0.10
L&T Business Cycles Fund - Gr	27.88	0.17	1.15	1.22	-0.31
L&T Emerging Businesses Fund - Gr	28.77	0.20	1.14	1.48	-0.01
L&T Flexicap Fund - Gr	23.31	0.17	0.96	1.17	-0.31
L&T India Large Cap Fund - Gr	22.73	0.20	0.94	1.37	-0.11
L&T India Value Fund - Gr	26.04	0.19	1.09	1.31	-0.19
L&T Large and Midcap Fund - Gr	22.51	0.17	0.92	1.20	-0.26
L&T Midcap Fund - Gr	24.48	0.19	1.01	1.34	-0.15
L&T Tax Advantage Fund - Gr	23.89	0.16	0.99	1.11	-0.37
LIC MF Flexi Cap Fund - Gr	20.47	0.18	0.83	1.27	-0.18
LIC MF Large & Mid Cap Fund - Gr	21.51	0.24	0.88	1.66	0.15
LIC MF Large Cap Fund - Gr	20.51	0.23	0.82	1.66	0.14
LIC MF Tax Plan Gr	21.70	0.21	0.88	1.46	-0.02
Mahindra Manulife ELSS Kar Bachat Yojana - Gr	23.46	0.21	0.97	1.44	-0.04
Mahindra Manulife Mid Cap Unnati Yojana - Gr	22.42	0.26	0.91	1.86	0.34
Mahindra Manulife Multi Cap Badhat Yojana - Gr	23.55	0.28	0.98	1.96	0.46
Mirae Asset Emerging Bluechip Fund - Gr	23.50	0.29	0.98	2.00	0.50
Mirae Asset Large Cap Fund - Gr	22.90	0.21	0.95	1.47	-0.02
Mirae Asset Tax Saver Fund - Gr	23.92	0.26	0.99	1.80	0.31
Motilal Oswal Flexi Cap Fund - Gr	23.88	0.15	0.97	1.06	-0.41
Motilal Oswal Focused 25 Fund - Gr	22.91	0.21	0.91	1.49	0.01
Motilal Oswal Long Term Equity Fund - Gr	24.21	0.20	0.99	1.39	-0.10
Motilal Oswal Midcap 30 Fund - Gr	26.01	0.21	1.03	1.55	0.06
Navi Flexi Cap Fund - Gr	22.64	0.20	0.94	1.42	-0.07
Navi Large & Midcap Fund - Gr	23.60	0.22	0.97	1.56	0.07
Navi Large Cap Equity Fund - Gr	24.00	0.18	0.99	1.27	-0.22
Navi Long Term Advantage Fund - Gr	23.38	0.17	0.96	1.21	-0.27
Nippon India Focused Equity Fund - Gr	29.13	0.20	1.20	1.42	-0.08

Equity Funds

Scheme Name	3 Years				
	Std. Deviation	Sharpe Ratio	Beta	Treynor Ratio	Alpha
Nippon India Growth Fund - Gr	25.55	0.27	1.04	1.90	0.43
Nippon India Large Cap Fund - Gr	26.98	0.16	1.11	1.14	-0.39
Nippon India Multi Cap Fund - Gr	29.46	0.17	1.19	1.24	-0.29
Nippon India Power & Infra Fund - Gr	29.61	0.18	1.19	1.33	-0.19
Nippon India Quant Fund - Gr	20.23	0.20	0.83	1.43	-0.05
Nippon India Small Cap Fund - Gr	30.35	0.25	1.22	1.78	0.35
Nippon India Tax Saver Fund - Gr	27.85	0.13	1.14	0.93	-0.63
Nippon India Value Fund - Gr	25.03	0.23	1.05	1.57	0.09
Nippon India Vision Fund Gr	24.90	0.19	1.03	1.36	-0.13
Parag Parikh Flexi Cap Fund - Reg Gr	20.09	0.32	0.78	2.43	0.73
PGIM India Flexi Cap Fund - Gr	24.75	0.30	1.01	2.08	0.60
PGIM India Large Cap Fund - Gr	22.07	0.19	0.90	1.33	-0.14
PGIM India Long Term Equity Fund - Gr	23.90	0.21	0.99	1.44	-0.05
PGIM India Midcap Opportunities Fund - Gr	25.74	0.34	1.04	2.40	0.95
Principal Dividend Yield Fund - Gr	21.07	0.22	0.87	1.51	0.02
Principal Emerging Bluechip Fund - Gr	23.92	0.23	1.00	1.58	0.09
Principal Focused Multicap Fund - Gr	21.18	0.25	0.87	1.78	0.26
Principal Multi Cap Growth Fund - Gr	23.07	0.21	0.96	1.45	-0.04
Principal Tax Savings Fund	23.31	0.19	0.97	1.35	-0.14
Quant Active Fund - G	26.01	0.31	1.00	2.35	0.86
Quantum Long Term Equity Value Fund - Reg Gr	23.79	0.14	0.96	1.01	-0.46
Quantum Tax Saving Fund - Regular plan - Gr	23.42	0.14	0.95	1.02	-0.45
SBI Blue Chip Fund - Gr	24.40	0.20	1.01	1.42	-0.07
SBI Contra Fund - Regular Gr	25.45	0.24	1.03	1.73	0.26
SBI Flexicap Fund - Gr	23.73	0.21	0.99	1.44	-0.05
SBI Focused Equity Fund - Regular Plan - Gr	22.19	0.26	0.90	1.87	0.35
SBI Large & Midcap Fund - Gr	24.80	0.21	1.03	1.46	-0.03
SBI Long Term Equity Fund - Gr	23.49	0.20	0.97	1.37	-0.11
SBI Magnum COMMA Fund - Gr	27.74	0.25	1.08	1.89	0.43
SBI Magnum Equity ESG Fund - Gr	22.92	0.21	0.94	1.49	0.00
SBI Magnum Global Fund - Gr	17.61	0.27	0.70	1.93	0.32
SBI Magnum MidCap Fund - Gr	27.27	0.24	1.11	1.72	0.26
SBI PSU Fund - Gr	25.98	0.10	0.96	0.82	-0.64
SBI Small Cap Fund - Gr	26.01	0.26	1.04	1.88	0.41
Shriram Flexi Cap Fund - Gr	20.14	0.17	0.83	1.17	-0.26
Sundaram Diversified Equity Tax Saver Fund - Gr	24.80	0.17	1.03	1.16	-0.34
Sundaram Large & Midcap Fund - Gr	25.06	0.21	1.04	1.44	-0.05
Sundaram Mid Cap Fund - Gr	25.98	0.17	1.06	1.22	-0.28
Sundaram Rural & Consumption Fund - Gr	23.49	0.16	0.97	1.10	-0.38
Sundaram Select Focus Fund - Gr	23.23	0.19	0.95	1.37	-0.11
Sundaram Services Fund - Gr	24.16	0.29	0.98	2.07	0.57
Sundaram Small Cap Fund - Gr	30.59	0.22	1.22	1.58	0.11
Tata Equity P/E Fund Gr	23.54	0.16	0.96	1.15	-0.32
Tata Ethical Fund - Gr	18.63	0.29	0.74	2.10	0.45
Tata Flexi Cap Fund - Gr	20.28	0.22	0.83	1.55	0.06
Tata India Tax Savings Fund Regular Plan - Gr	23.62	0.21	0.98	1.48	0.00
Tata Large & Mid Cap Fund - Gr	24.32	0.23	1.00	1.60	0.12
Tata Large Cap Fund - Gr	23.57	0.20	0.97	1.40	-0.08
Tata Mid Cap Growth Fund - Gr	24.97	0.26	1.02	1.83	0.35
Tata Resources & Energy Fund - Gr	26.06	0.27	1.03	1.96	0.49
Taurus Discovery (Midcap) Fund - Gr	23.56	0.23	0.95	1.63	0.13
Taurus Ethical Fund - Gr	18.10	0.25	0.72	1.85	0.26
Taurus Flexi Cap Fund - Gr	22.47	0.13	0.93	0.90	-0.55
Taurus Largecap Equity Fund - Gr	21.21	0.15	0.86	1.06	-0.37
Taurus Tax Shield - Gr	21.52	0.17	0.89	1.17	-0.28
Templeton India Equity Income Fund - Gr	21.96	0.24	0.88	1.71	0.20
Templeton India Value Fund - Gr	28.79	0.17	1.18	1.22	-0.31
Union Flexi Cap Fund - Gr	23.16	0.24	0.96	1.66	0.16
Union Largecap Fund - Gr	23.18	0.20	0.95	1.38	-0.10
Union Long Term Equity Fund - Gr	23.21	0.24	0.96	1.64	0.14
Union Small Cap Fund - Gr	27.43	0.27	1.07	1.97	0.52
UTI Core Equity Fund - Gr	26.01	0.19	1.08	1.35	-0.15
UTI Dividend Yield Fund - Gr	20.17	0.23	0.82	1.67	0.15
UTI Flexi Cap Fund - Gr	22.57	0.28	0.93	1.97	0.45
UTI Long Term Equity Fund (Tax Saving) - Gr	23.40	0.23	0.97	1.58	0.09
UTI Master Share - Gr	22.16	0.22	0.91	1.53	0.04
UTI Mid Cap Fund - Gr	24.69	0.26	1.01	1.84	0.35
UTI MNC Fund - Gr	18.52	0.16	0.72	1.21	-0.20
UTI Transportation and Logistics Fund- Gr	30.70	0.08	1.19	0.57	-1.09
UTI Value Opportunities Fund - Gr	23.63	0.21	0.98	1.47	-0.01
Average of Equity Schemes	23.96	0.21	0.98	1.50	0.01

Aggressive Hybrid Funds

Scheme Name	3 Years				
	Std. Deviation	Sharpe Ratio	Beta	Treynor Ratio	Alpha
Aditya Birla Sun Life Equity Hybrid 95 Fund - Gr	19.17	0.18	1.04	0.97	-0.14
Axis Equity Hybrid Fund - Gr	17.27	0.25	0.92	1.33	0.21
Baroda Hybrid Equity Fund - Gr	17.64	0.21	0.95	1.11	0.01
BNP Paribas Substantial Equity Hybrid Fund - Gr	15.96	0.29	0.85	1.54	0.37
BOI AXA Mid & Small Cap Equity & Debt Fund - Gr	21.82	0.25	1.06	1.50	0.42
Canara Robeco Equity Hybrid Fund - Gr	15.65	0.28	0.85	1.48	0.31
DSP Equity & Bond Fund - Gr	18.03	0.26	0.97	1.41	0.30
Franklin India Equity Hybrid Fund - Gr	17.82	0.21	0.96	1.13	0.03
HDFC Hybrid Equity Fund - Gr	19.43	0.20	1.04	1.09	-0.01
ICICI Prudential Equity & Debt Fund - Regular Gr	20.76	0.23	1.06	1.28	0.19
IDBI Hybrid Equity Fund - Gr	15.93	0.18	0.85	0.97	-0.12
IDFC Hybrid Equity Fund - Regular Plan - Gr	18.98	0.20	1.02	1.05	-0.06
Invesco India Equity And Bond Fund - Gr	16.77	0.19	0.90	1.00	-0.09
JM Equity Hybrid Fund - Gr	22.99	0.17	1.08	1.06	-0.05
Kotak Equity Hybrid Fund - Gr	20.12	0.24	1.09	1.26	0.17
L&T Hybrid Equity Fund - Gr	17.64	0.18	0.95	0.96	-0.13
Mirae Asset Hybrid - Equity Fund - Gr	17.54	0.23	0.95	1.24	0.13
Motilal Oswal Equity Hybrid Fund - Gr	17.25	0.23	0.90	1.27	0.15
Navi Equity Hybrid Fund - Gr	17.40	0.18	0.93	0.96	-0.13
Nippon India Equity Hybrid Fund - Gr	24.21	0.08	1.29	0.44	-0.86
PGIM India Hybrid Equity Fund - Gr	17.92	0.19	0.96	1.00	-0.10
Principal Hybrid Equity Fund - Gr	16.84	0.20	0.91	1.06	-0.04
SBI Equity Hybrid Fund - Gr	16.99	0.25	0.91	1.34	0.22
Sundaram Equity Hybrid Fund - Gr	17.97	0.21	0.97	1.13	0.03
Tata Hybrid Equity Fund - Regular Plan - Gr	18.13	0.19	0.97	1.03	-0.08
UTI Hybrid Equity Fund - Gr	19.40	0.19	1.04	1.01	-0.10
Average of Agg. Hybrid Funds	18.45	0.21	0.98	1.14	0.02

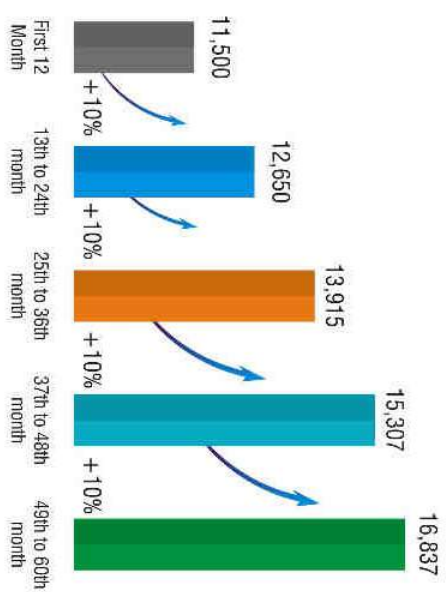
- The above data have been calculated using monthly rolling returns for 36 months period.
- Risk free return considered as 3.36%.
- Standard Deviation is calculated on an annualised basis.

Sip-Top Up Read Reckoner SIP With 10% annual Top up*

ASSUMED RATE OF RETURN	TARGET AMOUNT TO BE ACHIEVED																							
	5 Years					10 Years					15 Years					20 Years					25 Years			
7%	11%	15%	7%	11%	15%	7%	11%	15%	7%	11%	15%	7%	11%	15%	7%	11%	15%	7%	11%	15%				
TENURE																								
10 Lacs	11,500*	10,400	9,400	3,800	3,100	2,500	1,700	1,200	900	800	600	400	400	300	200									
25 Lacs	28,800	26,100	23,500	9,500	7,800	6,300	4,200	3,100	2,300	2,100	1,400	900	1,100	700	400									
50 Lacs	57,600	52,100	47,000	19,000	15,600	12,600	8,400	6,200	4,500	4,100	2,800	1,800	2,200	1,300	800									
1 Crore	115,300	104,200	93,900	38,100	31,200	25,300	16,700	12,500	9,000	8,300	5,600	3,600	4,400	2,700	1,500									
2 Crore	230,300	208,400	187,900	76,100	62,400	50,500	33,500	24,900	18,000	16,500	11,200	7,200	8,700	5,300	3,000									
5 Crore	576,300	521,000	469,700	190,300	156,000	126,300	83,700	62,300	45,000	41,300	27,900	18,000	21,800	13,400	7,600									
10 Crore	1,152,500	1,042,100	939,400	380,600	312,000	252,700	167,400	124,500	90,100	82,700	55,900	35,900	43,500	26,700	15,200									

Monthly SIP amount (rounded off to the nearest 100s) based on assumed rate of return on investment and corresponding tenure in years

*Illustration
Initial Installment Of Rs. 11,500 Will increase over the tenure (Say 5 years) @10%p.a.
as illustrated alongside



SIP- SYSTEMATIC INVESTMENT PLAN
Mutual Fund Investment Are Subject to Market Risks,
Read All Scheme Related Documents Carefully.



Ashok Metal Industries Tagore Road, Raikot-360002. (Guj.) INDIA. Ph. : 0281-2462424 Fax : 91-281-2461888
Cell. : 98240 46666 | E-mail : ram@ashokindia.com | Visit us at : www.vikalpafinvest.com | www.simplyinvest.in